

3G Water Supply Corporation
Notice of Meeting of Board of Directors

NOTICE IS HEREBY GIVEN that a meeting of the Board of Directors of 3G Water Supply Corporation will be held **Monday October 09, 2023**, commencing at **6 pm**, at its regular meeting place in the office at the water plant for **3G Water Supply Corporation, 504 Willow St, Buchanan Dam, Texas 78609**.

MEETING AGENDA

1. Approve Last Meeting Minutes
2. Financial Reports – Collins King
 - Balance Sheet
 - Income & Expense Report
 - Invoice / Payment Review/Approval
3. PGMS Operations Report - PGMS
 - Water Operations Report, Leaks, System Report, Account Summary
 - PGMS Significant Events
 - Directors Report
 - Usage by Route

Old Business:

1. Drought Contingency Plan Review
2. Communicating Water Outages and Notifications - Status
3. Capital Improvements Review/Budgeting
4. Rate Review
5. Outside Auditor – Audit Committee report

New Business:

Public Comment:

Adjourn

At any time during the meeting, the Board of Directors may adjourn into closed, executive session with respect to one or more of the items listed above, in compliance with the applicable provisions of the Texas Open Meetings Act, Tex. Gov't Code Ann. ch. 551, subch. D, as amended (Sec. 551.071, consultation with attorney; Sec. 551.072, deliberation about real property; Sec. 551.073, deliberations about gifts and donations; Sec. 551.074, personnel matters; Sec. 551.076, deliberations about security devices; Sec. 551.086, economic development); and as otherwise authorized under the Open Meetings Act.

Nancy Stanford, 3G BOD President

POSTED Online at 3GWaterSupply.com and at the office at 504 Willow St., Buchanan Dam, TX 78609

3G Meeting September 11, 2023

BOD: Nancy Stanford, Annette Chamberlain, Jack Evans, Jason Andruk, Mark Richardson, Collins King, Cody Jansa

PGMS: Patrick King

Meeting started at 6:04 pm

Approve Minutes from August meeting:

Motion made by Jay to approve last month minutes and Mark seconded, all approved.

Financials for August

Collins presented August financial report.

Invoices for August

Discussions ensued about Aquatech invoice and it has been credited.

Discussion ensued about Corix charging us another full month minimum charge and 3G used Corix line less than two weeks. Nancy will give Corix a call and see if they will reduce the amount.

15% has been put down for Geola line and paid to 4L.

Motion made by Collins to approve financials and invoices with exception to Corix invoice and seconded by Jay, approved by all.

Operations Report

All meters have been installed except for one.

Waiting on approval for Geola Line so waiting on engineer but hoping for a letter of exception like the line for Golden Beach.

Patrick will get with Keith on Control panel to see what his timeline is.

Motion made to approve Operations report and Director’s report by Jay and seconded by Jack, approved by all.

Old Business

Discussions ensued about drought contingency plan watering times and violations needing updating. Suggested we say no watering between 10:00 am and 6:00 pm.

Patrick will send us the TRWA template and we can mark it up however we want.

Collins will look over “old” drought contingency plan

Outside Auditor -Mark said his contact was going to be at this meeting but something came up so will be at next meeting.

Discussion ensued about Rate Review increase. Examples listed.

5,000 -6,000 \$12.00/ per 1000 gallons

7,000-8,000 \$14.00/ per 1000 gallons

9,000-10,000 \$16.00/ per 1000 gallons

Discussion was targeting between 10,000 and 21,000 increase in annual income to help cover costs of repairing the plant. Will continue discussion at future meetings.

New Business

People not receiving information about leaks, water shut offs.

Discussed to be put in a bill asking for contact information.

Motion made by to end meeting (7:14pm) by Cody and seconded by Jay

Minutes Certification:

Proposed minutes respectfully submitted,

Board Secretary/Recording Secretary _____ Date: _____

Approved by the Board of Directors on Date _____ Board Secretary

_____ Date: _____

3G Water Supply Corporation
Balance Sheet
As of September 30, 2023

	<u>Sep 30, 23</u>
ASSETS	
Current Assets	
Checking/Savings	
Lone Star Capital 6443	45,011.38
Prosperity 3069 ICS	104,881.85
Prosperity Bank Ck 3390	9,781.89
Prosperity Money Market 3069	250,616.44
	<hr/>
Total Checking/Savings	410,291.56
	<hr/>
Total Current Assets	410,291.56
Fixed Assets	
Geola Line Replacement	7,498.80
Golden Beach Line Extension	142,275.40
Land	40,000.00
Property & Equipment	
Accumulated Depreciation	-309,037.00
Electrical Upgrade Project	40,548.00
System Improvements	128,974.48
Property & Equipment - Other	260,228.05
	<hr/>
Total Property & Equipment	120,713.53
	<hr/>
Total Fixed Assets	310,487.73
	<hr/>
TOTAL ASSETS	720,779.29
	<hr/> <hr/>
LIABILITIES & EQUITY	
Liabilities	
Current Liabilities	
Other Current Liabilities	
Membership Fee Deposits	91,570.00
Renter's Deposits	1,250.60
	<hr/>
Total Other Current Liabilities	92,820.60
	<hr/>
Total Current Liabilities	92,820.60
	<hr/>
Total Liabilities	92,820.60

4:15 PM
10/04/23
Cash Basis

3G Water Supply Corporation
Balance Sheet
As of September 30, 2023

	<u>Sep 30, 23</u>
Equity	
Retained Earnings	556,711.69
Net Income	71,247.00
	<hr/>
Total Equity	627,958.69
	<hr/>
TOTAL LIABILITIES & EQUITY	720,779.29
	<hr/> <hr/>

3G Water Supply Corporation
Income and Expense
September 2023

	Sep 23	Feb - Sep 23
Income		
5% Late Charge	124.08	1,308.26
Careflight	210.90	1,772.82
Connect Fees	100.00	475.00
Interest Income	874.51	7,699.10
Membership Fees	0.00	2,484.67
NSF Fee	25.00	50.00
Rental Income	0.00	400.00
Water Sales	25,243.01	170,063.59
Total Income	26,577.50	184,253.44
Gross Profit	26,577.50	184,253.44
Expense		
Administrative Expenses		
Adjustment per bank statem...	0.00	846.58
Answering Service	29.87	238.96
Bank Fees	27.03	134.89
Billing & Office Supplies	169.62	1,491.31
Careflight Customers	237.00	2,128.00
Internet	42.48	372.32
Membership Refunds	0.00	70.35
Office Administration	2,073.30	15,726.10
Postage	199.23	1,784.10
Reproduction & facsimile	151.38	1,195.93
Total Administrative Expenses	2,929.91	23,988.54
Bad Debts	66.00	174.73
Insurance Expenses		
Insurance	0.00	5,702.00
Total Insurance Expenses	0.00	5,702.00
Professional Fees		
Special Projects	0.00	854.31
Total Professional Fees	0.00	854.31
Regulatory Fees		
Regulatory - TCEQ	0.00	1,138.25
Total Regulatory Fees	0.00	1,138.25

4:20 PM
10/04/23
Cash Basis

3G Water Supply Corporation
Income and Expense
September 2023

	Sep 23	Feb - Sep 23
System Expenses		
Chemicals	175.00	1,438.98
Chlorinator Maintenance	0.00	1,770.00
Communications	233.08	1,672.95
Electricity	608.78	3,396.84
Grounds Maintenance	0.00	1,458.67
Laboratory	82.74	845.55
Maintenance	1,418.54	4,628.97
Parts & Supplies	0.00	6,887.68
Replacement & Repair	0.00	9,030.09
Road Repair	0.00	4,000.00
Routine Operations	5,722.60	45,780.80
Waste Services	0.00	238.08
	<hr/>	<hr/>
Total System Expenses	8,240.74	81,148.61
	<hr/>	<hr/>
Total Expense	11,236.65	113,006.44
	<hr/>	<hr/>
Net Income	15,340.85	71,247.00
	<hr/> <hr/>	<hr/> <hr/>



635 Phil Gramm Blvd., Bryan TX 77807
 P: (979)778-3707, F: (979)778-3193
 email: accounting@aquatechlabs.com

Invoice

Invoice Number: 66778
 Invoice Date: 9/27/2023

Bill To: PGMS INC. 26550 RR 12 Ste. #1 Dripping Springs, TX 78620	Comments: August 2023 Analysis
--	--

10/3/23

RECEIVED
 OCT 02 2023
 BY:

Customer ID	Customer PO	Payment Terms	Due Date	Discount
PGMS INC.	*	NET 30 Days	10/27/2023	

Quantity	Item ID & Matrix	Description (see key below)	Unit Price	Amount
4	A Total Coliform DW	Total Coliform SM 9223 [NEL]-3 G Water Supply Corp	26.00	104.00
0	A E. Coli by MPN ...	E. Coli by MPN SM 9223B [NEL]-3 G Water Supply Corp	50.25	0.00

Due to the increase in operational costs, Aqua-Tech Laboratories will be implementing a price increase. The new price list will be effective August 1, 2023. Aqua-Tech values you as a customer and encourages you to communicate concerns with the accounting staff at 979-778-3707 ext. 4 or accounting@aquatechlabs.com.

Location: A-Austin Laboratory Parameter (all others through Bryan Laboratory)
 Matrix Codes: NP-Non Potable Water, DW-Drinking Water, SL-Solid
 NEL-NELAC Accredited, SUB-Subcontracted, INF-Informational (not certified)
 DWP-Accredited through the TCEQ DW Commercial Lab Approval Program
 ANR-Accreditation Not Required

Total Invoice Amount	\$104.00
Payments/Credits Applied	\$0.00
TOTAL	\$104.00

Empty sample containers, which may contain site references, will be bagged and disposed via municipal waste collection.

Go paperless! If you prefer to have your invoices e-mailed, please send a request to accounting@aquatechlabs.com and we will make the change for you.
 Thank you for your business!

10/3/2023 12:17:19PM

Reprinted for: 9/30/2023

Acct	Rt Name	Usage	Reading	Water	Late C	Reconn	Adjust	Tap fe	CareFl	Member	Paymen	PasiDue	Total
------	---------	-------	---------	-------	--------	--------	--------	--------	--------	--------	--------	---------	-------

10/3/2023

12:17:19PM

3GWSC

Billing Register Summary

Reprinted for:
9/30/2023

Water	\$21,945.83		
Late Charge	\$161.98		
Reconnect Fee	\$50.00		
Adjustments	(\$304.33)		
Tap fee			
CareFlite	\$236.00		

Membership fee
Payment Plan
Professional General Management

Total Current Charges	\$22,089.48	Total Usage	1,065,640
Past Due	\$1,688.40	310 Accounts Listed	
Prepay/Overpay	(\$5,147.36)		
Total Receivables	\$18,630.52		

Qualified By: All Customers

ENTERED
10/4/23



Central Texas Electric Co-op

P.O. Box 553 · Fredericksburg, Texas 78624-0553

A Touchstone Energy® Cooperative

Master Account	Billing Date
9587700	09/28/2023
Total Due On or Before 10/20/2023	
	\$416.13
Bank Draft on 10/17/2023	

Your time is precious. Save both time and money by paying your bill online at www.ctec.coop.

Follow us on Facebook! We share energy savings tips, outage updates, co-op news and more.

Fredericksburg (830) 997-2126 www.ctec.coop
 Toll-Free (800) 900-GTEC (2832)
 Pay By Phone Anytime Toll Free (877) 495-6842

12714 1 AB 0.537 5 12714
 3-G WATER SUPPLY CORP C-37
 26550 RANCH ROAD 12 UNIT 1
 DRIPPING SPRINGS TX 78620-4973



RECEIVED
OCT 05 2023

BY:

Account No. 9587700	Power Cost Pass-Thru	4216 kWh @ 0.0380	160.21
Service: Electric - Commercial	Transmission Cost Pass-Thru	4216 kWh @ 0.0160	67.46
Service Point: WELL/BUSINESS	Distribution Energy Charge	4216 kWh @ 0.0262	110.46
Service Dates: 08/30/2023 to 09/27/2023	Distribution Access Charge		39.00
Meter No. 1600307	Account Total		377.13
Current Reading X 1 116783			
Previous Reading 112567			
Total kWh Usage 4216			
kWh Used Last Year 3677			

ENTERED
10/3/23

Account No. 9571101	Distribution Access Charge	39.00
Service: Electric - Commercial	Account Total	39.00
Service Point: WATER PUMP		
Service Dates: 08/30/2023 to 09/28/2023		
Meter No. 2006225 X 1		
Current Reading 965		
Previous Reading 965		
Total kWh Usage 0		
kWh Used Last Year 0		

Return this Portion of Bill with Payment - Do Not Fold or Staple Items - Do Not Send Cash

3-G WATER SUPPLY CORP	Master Account	Invoice No.	Cycle	Page	Total Due On or Before 10/20/2023	\$416.13
	9587700	301	2	1 of 2		

Visit www.ctec.coop to sign up for Smarthub. Pay your bill and view your usage. Go Paperless!

Operation Round-Up is "Neighbors Helping Neighbors." Call any CTEC office to sign up.

Show Address Changes Below

CENTRAL TEXAS ELECTRIC CO-OP
 PO BOX 473
 FREDERICKSBURG TX 78624-0473



DSHS CENTRAL LAB MC2004
P O BOX 149347

AUSTIN, TX 78714-9347

RECEIVED
SEP 18 2023

BY:

THREE G WATER COOP (082023)
26550 RANCH ROAD 12 UNIT 1
DRIPPING SPRINGS, TX 78620-4973

RECEIVED
10/3/23

Account # CEN.CD2555_082023 PWS ID#1500006 Date: 09/05/2023 Page:

This is your statement for 2023

DESCRIPTION	Amount
-------------	--------

Charges this period ----->	106.96
Total Balance Due ----->	106.96

Account# CEN.CD2555_082023

**Please make checks payable to : DSHS CENTRAL LAB MC2004
and include this statement with payment**

Mail to : DSHS CENTRAL LAB MC2004
P O BOX 149347
AUSTIN, TX 78714-9347

Please feel free to contact DSHS CENTRAL LAB MC2004 billing department @ 512-776-7317 if you have been billed in error or if you have any questions concerning your statement. Thank you!

DATE	CPT#	TICKET	UNIT	LIST	OPEN	DESCRIPTION OF TEST
TCEQ ID:2351287/ID#						
06/22/23	EZZ00	EZZ0088A	1	55.33	55.33	HALOACETIC ACIDS, DW, EPA 552.2
06/22/23	EZZ00	EZZ0084A	1	51.63	51.63	TRICHALOMETHANES, DW, EPA 524.2
TOTAL					106.96	



2301 Ninth Street
Marble Falls Industrial Park
Marble Falls, TX 78654-4749

Please contact with Questions: 512-248-4050

INVOICE NUMBER	TOTAL DUE	CUSTOMER	PAGE
9540765	\$24.16	788410	1 of 1

**PLEASE REFER TO INVOICE NUMBER WHEN
MAKING PAYMENT AND REMIT TO:**

FERGUSON ENTERPRISES LLC #61
PO BOX 847411
DALLAS, TX 75284-7411

MASTER ACCOUNT NUMBER: 276781

SHIP TO:

RECEIVED
SEP 12 2023

PROFESSIONAL GEN MGMT SVCS
26550 RANCH RD 12 SUITE 1
DRIPPING SPRINGS, TX 78620

COUNTER PICK UP
2301 NINTH STREET
MARBLE FALLS INDUSTRIAL PARK
MARBLE FALLS, TX 78654-4749

10/3/23

BY:

SHIP WHSE.	SELL WHSE.	TAX CODE	CUSTOMER ORDER NUMBER	SALESMAN	JOB NAME	INVOICE DATE	BATCH
959	959	TX959	3G	061	3G	09/08/23	IO 367011

ORDERED	SHIPPED	ITEM NUMBER	DESCRIPTION	UNIT PRICE	UM	AMOUNT
2	2	P40SMAM	3 PVC S40 SXM ADPT	30.410	A.633	22.32
			INVOICE SUB-TOTAL			22.32
			TAX	Branch 959		1.84

LEAD LAW WARNING: IT IS ILLEGAL TO INSTALL PRODUCTS THAT ARE NOT "LEAD FREE" IN ACCORDANCE WITH US FEDERAL OR OTHER APPLICABLE LAW IN POTABLE WATER SYSTEMS ANTICIPATED FOR HUMAN CONSUMPTION PRODUCTS WITH *NP IN THE DESCRIPTION ARE NOT LEAD FREE AND CAN ONLY BE INSTALLED IN NON-POTABLE APPLICATIONS. BUYER IS SOLELY RESPONSIBLE FOR PRODUCT SELECTION.

Looking for a more convenient way to pay your bill?

Log in to [Ferguson.com](https://www.ferguson.com) and request access to Online Bill Pay.



TERMS: NET 10TH PROX	ORIGINAL INVOICE	TOTAL DUE	\$24.16
----------------------	------------------	-----------	---------

All past due amounts are subject to a service charge of 1.5% per month, or the maximum allowed by law, if lower. If Buyer fails to pay within terms, then in addition to other remedies, Buyer agrees to pay Seller all costs of collection, including reasonable attorney fees. Complete terms and conditions are available upon request or at <https://www.ferguson.com/content/website-info/terms-of-sale>, incorporated by reference. Seller may convert checks to ACH.

TEXAS SALES AND USE TAX EXEMPTION CERTIFICATION

Name of purchaser, firm or agency Professional General Management Services, Inc. / 3G WSC	
Address (Street & number, P.O. Box or Route number) 26550 Ranch Road 12, Ste 1	Phone (Area code and number) 512-894-3322
City, State, ZIP code	

I, the purchaser named above, claim an exemption from payment of sales and use taxes (for the purchase of taxable items described below or on the attached order or invoice) from:

Seller: **Ferguson**

Street address: **P.O. Box 847411** City, State, ZIP code: **Dallas, TX 75284-7411**

Description of items to be purchased or on the attached order or invoice:

Parts and supplies as needed for the operation of 3G Water Supply Corporation water plant

Purchaser claims this exemption for the following reason:

3G Water Supply Corporation is certified as a Regional Water Service Provider and is eligible for the Texas Sales tax exemption.

I understand that I will be liable for payment of all state and local sales or use taxes which may become due for failure to comply with the provisions of the Tax Code and/or all applicable law.

I understand that it is a criminal offense to give an exemption certificate to the seller for taxable items that I know, at the time of purchase, will be used in a manner other than that expressed in this certificate, and depending on the amount of tax evaded, the offense may range from a Class C misdemeanor to a felony of the second degree.

sign here →	Purchaser	Title	Date
		Controller	10/03/23

NOTE: This certificate cannot be issued for the purchase, lease, or rental of a motor vehicle.

THIS CERTIFICATE DOES NOT REQUIRE A NUMBER TO BE VALID.

Sales and Use Tax "Exemption Numbers" or "Tax Exempt" Numbers do not exist.

This certificate should be furnished to the supplier. Do not send the completed certificate to the Comptroller of Public Accounts.



FRONTIER

Important Information

Avoid account suspension by paying your past-due balance immediately. Log in to frontier.com or use the MyFrontier app for latest balances and due dates.

Your Monthly Invoice

Account Summary

New Charges Due Date	10/10/23
Billing Date	9/16/23
Account Number	325-379-3682-013085-5
PIN	8237
Previous Balance	417.02
Payments Received Thru 8/28/23	-224.84
Thank you for your payment!	
Balance Forward	192.18
New Charges	233.08
Total Amount Due	\$425.26

RECEIVED
OCT 02 2023

BY:

PAID
10/3/23

ANYTIME,
ANYWHERE
SUPPORT

Our new MyFrontier® app makes it easy to manage your account, make a payment, track your orders and get support on the go.

frontier.com/resources/myfrontier-mobile-app

WAYS
TO PAY
YOUR
BILL



[frontier.com/
signupforautopay](http://frontier.com/signupforautopay)



800-801-6652



GET IT ON
Google Play



Download on the
App Store

MyFrontier app



FRONTIER

P.O. Box 211579
Eagan, MN 55121-2879

6790 0007 NO RP 16 09182023 NNNNNNYN 01 001961 0006

3 G'S WATER SUPPLY CORP
26550 RANCH ROAD 12 UNIT 1
DRIPPING SPRINGS TX 78620-4973



PAYMENT STUB

Total Amount Due	\$425.26
New Charges Due Date	10/10/23
Account Number	325-379-3682-013085-5
Amount Enclosed	\$

Mail Payment To:

FRONTIER
PO BOX 740407
CINCINNATI, OH 45274-0407



131074325379368201308500000192180000425265



Date of Bill
Account Number

9/16/23
325-379-3682-013085-5

CURRENT BILLING SUMMARY

Local Service from 09/16/23 to 10/15/23

Qty Description	325/379-3682.0	Charge
Basic Charges		
2 OneVoice Nationwide		79.98
2 OneVoice Access Line		
2 OneVoice Long Distance Intra		
2 OneVoice Long Distance Inter		
2 Multi-Line Federal Subscriber Line Charge		18.40
Carrier Cost Recovery Surcharge		13.99
Private Line Service		10.40
2 Access Recovery Charge Multi-Line Business		6.00
Frontier Roadwork Recovery Surcharge		2.75
Other Charges-Detailed Below		14.00
TX State Universal Service Fund Surcharge		9.98
TX State Tel Sales Tax		9.71
Federal USF Recovery Charge		7.14
FCA Long Distance - Federal USF Surcharge		7.01
2 Llano County 911 Surcharge		1.00
Federal Excise Tax		.83
2 TX State 911 Equalization Surcharge		.12
Total Basic Charges		181.31
Non Basic Charges		
2 Federal Primary Carrier Multi Line Charge		29.98
Secure Pro		9.99
FCA Long Distance - Federal USF Surcharge		8.76
TX State Tel Sales Tax		2.42
TX State Sales Tax		.62
Total Non Basic Charges		51.77
TOTAL	233.08	

**** ACCOUNT ACTIVITY ****

Qty Description	Order Number	Effective Dates	
1 Late Payment Fee		9/16	14.00
325/379-3682		Subtotal	14.00
Subtotal			14.00

Detail of Frontier Com of America Charges

Toll charged to 325/379-3682

Legend Call Types:.....

DD - Day

Caller Summary Report

	Calls	Minutes	Amount
Main Number	23	56	.00
***Customer Summary	23	56	.00

Caller Summary Report

	Calls	Minutes	Amount
Intrastate	23	56	.00
***Customer Summary	23	56	.00

CUSTOMER TALK

If your bill reflects that you owe a Balance Forward, you must make a payment immediately in order to avoid collection activities. You must pay a minimum of \$210.27 by your due date to avoid disconnection of your local service. All other charges should be paid by your due date to keep your account current.

Effective October 1, 2023, Frontier will no longer print the call detail for zero-rated toll-free usage. To view the call detail log into your online account to access your electronic bill. Call detail will only be supplied where toll-free charges apply.

HURRICANE PREPAREDNESS - Hurricane Season is Jun 1 - Nov 30. We recommend you sign up for your community or county warning system. Please refer to the Texas Hurricane Center website: gov.texas.gov/hurricane for making a plan to protect your family, pets and property, along with contact resources for staying safe during the storm. If you or anyone you know will need assistance in an emergency event, register with the State of Texas Emergency Assistance Registry (STEAR): stear.tdem.texas.gov or dial 2-1-1.

Important promotional pricing information...

The term service plan to which you subscribe includes an early termination fee if you cancel or change services before your term expires. Refer to the Monthly Service Charges section of this bill for applicable term dates. Questions? Please contact Frontier or visit frontier.com/terms or frontier.com/tariffs for other important service Terms, Conditions, and Policies.

4L UTILITIES, LLC

PO Box 713
Burnet, TX 78605 US
jlloyd@4lu.org



RECEIVED
OCT 02 2023

INVOICE

BY:

BILL TO
P.G.M.S.
26550 RR 12
Suite 1
Dripping Springs, Tx 78620

INVOICE 073
DATE 09/29/2023
TERMS NET 10
DUE DATE 10/10/2023

PROJECT
PGMS: 3G/316 Blue Sky Way

ENTERED
10/3/23

PRODUCT OR SERVICES	SCOPE OF WORK	AMOUNT
Services	Dug up the 3/4" service line all the way to the 3" main. Took service line loose from angle stop and cleaned out trash and debris, hooked it back up and flushed the line. Back filled.	1,927.70

Service address:
316 Blue Sky Way
Buchanan Dam, Tx
3G WSC

BALANCE DUE

\$1,927.70

WO 09-2023-009

MOORE *Supply Co.*

730 MOORE SUPPLY MARBLE FALLS
2515 COMMERCE STREET
MARBLE FALLS TX 78654-3918
830-693-1023 Fax 830-693-8381



INVOICE

INVOICE DATE	INVOICE NUMBER
09/08/23	S169331131.001
CUSTOMER NUMBER	SHIP-TO NUMBER
U1164977	U1375833
PLEASE REMIT PAYMENT TO:	
MOORE SUPPLY PO BOX 951949 DALLAS TX 75395-1949	

RECEIVED
SEP 19 2023

BILL TO:
23465 1 AB 0.537 E0023X I0035 D11752825152 S2 P9889438 0001:0001

SHIP TO:



BY:.....
SHOP
26550 RANCH RD 12 STE 1
DRIPPING SPRINGS TX 78620



PROFESSIONAL GEN MGMT 715
26550 RANCH ROAD 12 UNIT 1
DRIPPING SPRINGS TX 78620-4973

10/3/23

ORDER DATE	SHIP DATE	JOB NAME	JOB NUMBER	CUSTOMER P.O.		
09/08/23	09/08/23	SHOP	"	3G WATER SUPPLY		
ORDERED BY		SHIPPED VIA	SALESPERSON	ORDER WRITER		
JOEY KRUGER		WILL CALL	BRENHAM HOUSE	Dustin Dunn PC730		
ITEM NUMBER	PRODUCT DESCRIPTION	QTY ORDERED	QTY SHIPPED	UNIT PRICE	UNIT	NET AMOUNT
3698835	MAINLINE MLE1310-30 3IN SXS SCH40 PVC BALL VLV NON-NSF	1ea	1ea	79.230	ea	79.23

INVOICE TERMS	2% 10TH NET 25TH LESS S/C	09-08-2023 09:54:01 PM S169331131.001	SUBTOTAL	79.23
	If paid by cash or check 10/10/23 you may deduct \$1.58	<i>Bent</i>	S & H CHGS	0.00
TO VIEW AND PAY ONLINE:	http://mooresupplyco.billtrust.com		SALES TAX	6.53
ENROLLMENT CODE:	PHB MWM VSQ		AMOUNT DUE	85.76

THIS INVOICE IS GOVERNED BY, AND INCORPORATES BY REFERENCE, SALES ORDER TERMS AND CONDITIONS FOUND AT WWW.HAJOCA.COM/SALES-ORDER-TERMS-AND-CONDITIONS/ AND THE TERMS AND CONDITIONS OF OUR CREDIT APPLICATION. BY YOUR SIGNATURE ABOVE AND/OR ACCEPTANCE OF THE PRODUCTS DESCRIBED HEREIN, YOU ACKNOWLEDGE HAVING READ AND AGREE TO BE BOUND BY SUCH TERMS AND CONDITIONS.

TEXAS SALES AND USE TAX EXEMPTION CERTIFICATION

Name of purchaser, firm or agency Professional General Management Services, Inc. / 3G WSC	
Address (Street & number, P.O. Box or Route number) 26550 Ranch Road 12, Ste 1	Phone (Area code and number) 512-894-3322
City, State, ZIP code	

I, the purchaser named above, claim an exemption from payment of sales and use taxes (for the purchase of taxable items described below or on the attached order or invoice) from:

Seller: **Moore Supply**

Street address: **P.O. Box 951949** City, State, ZIP code: **Dallas, TX 75395-1949**

Description of items to be purchased or on the attached order or invoice:

Parts and supplies as needed for the operation of 3G Water Supply Corporation water plant

Purchaser claims this exemption for the following reason:

3G Water Supply Corporation is certified as a Regional Water Service Provider and is eligible for the Texas Sales tax exemption.

I understand that I will be liable for payment of all state and local sales or use taxes which may become due for failure to comply with the provisions of the Tax Code and/or all applicable law.

I understand that it is a criminal offense to give an exemption certificate to the seller for taxable items that I know, at the time of purchase, will be used in a manner other than that expressed in this certificate, and depending on the amount of tax evaded, the offense may range from a Class C misdemeanor to a felony of the second degree.

sign here ▶	Purchaser <i>Gina Clouchet</i>	Title Controller	Date 10/03/23

NOTE: This certificate cannot be issued for the purchase, lease, or rental of a motor vehicle.

THIS CERTIFICATE DOES NOT REQUIRE A NUMBER TO BE VALID.

Sales and Use Tax "Exemption Numbers" or "Tax Exempt" Numbers do not exist.

This certificate should be furnished to the supplier. Do not send the completed certificate to the Comptroller of Public Accounts.

Professional General Management Services, Inc.
 26550 Ranch Road 12, Ste. 1
 Dripping Springs, Texas 78620

Invoice

Date	Invoice #
10/2/2023	073-113

Bill To:

3G Water Supply Corporation
 504 Willow Street
 Buchanan Dam, Texas 78609

ENTERED
 10/4/23

Terms

Net 15

Work Order	Qty	Item Code	Description	Price Each	Amount
September 2023 Services	1	Routine Water Operations	Routine water Operations & Meter Reading	5,722.60	5,722.60
	1	Office Administration	Basic Office Administration Sept. 2023	2,073.30	2,073.30
	2	BAC T Sample(s)		41.37	82.74
	256	Billing Supplies	Billing Supplies	0.66	168.96
		Postage cost	Postage + 15% Markup	213.90	213.90
	477	Reproduction & facsimile	Meeting Materials and Administration	0.29	138.33
	1	Answering Service (24 hour)	September 2023	29.87	29.87
			Non - Routine Services		
W.O. 09-2023-001	1	Service turn-off	127 S. Summit Tr. GB (9/5/23)	36.86	36.86
	1	Service turn-on	127 S. Summit Tr. GB (9/5/23) NC	0.00	0.00
W.O. 09-2023-002	3	Re-read meter	Multiple address (9/6/23) NC	0.00	0.00
W.O. 09-2023-003	3.5	Operator	After hours - Replace 3" valve @ 504 Willow, Well 7 and 9 (9/10/23)	82.51	288.79
	3.5	Service Truck		23.46	82.11
W.O. 09-2023-004	2	Operator	After hours - Replace meter @ 504 Willow, Well 3 (9/10/23)	82.51	165.02
	2	Skilled Labor		39.29	78.58
	2	Service Truck		23.46	46.92
W.O. 09-2023-005	1	Operator	Leak/meter investigation @ 106 S. Oak St. GWA (9/11/23)	55.01	55.01
	1	Service Truck		23.46	23.46
W.O. 09-2023-006	2.5	Operator	Meter change out and replace meter cut off valve @ 193 Summit Tr GB (9/11/23)	55.01	137.53
	2.5	Service Truck		23.46	58.65

Thank you for allowing PGMS to perform your water utility needs!

Total

Balance Due

Phone #	Fax #	E-Mail	Web Site
(512) 894-3322		gina@pgms.net	http://www.pgms.net

Professional General Management Services, Inc.
 26550 Ranch Road 12, Ste. 1
 Dripping Springs, Texas 78620

Invoice

Date	Invoice #
10/2/2023	073-113

Bill To:

3G Water Supply Corporation
 504 Willow Street
 Buchanan Dam, Texas 78609

Terms

Net 15

Work Order	Qty	Item Code	Description	Price Each	Amount
W.O. 09-2023-007	1	Service turn-off	557 Golden Beach (9/20/23)	36.86	36.86
W.O. 09-2023-008	2	Operator	Leak repair @ 115 Geola (9/22/23)	55.01	110.02
	1	Operator	After hours	82.51	82.51
	3	Service Truck		23.46	70.38
W.O.09-2023-009	4.25	Operator	Start leak repair - 4L to complete @ 316 Blue Sky Way 9/28/23)	55.01	233.79
	4.25	Service Truck		23.46	99.71
W.O. 09-2023-010	1	Operator	Leak repair @ 102 N. Greenwood (9/29/23)	55.01	55.01
	1	Service Truck		23.46	23.46

Thank you for allowing PGMS to perform your water utility needs!

Total \$10,114.37

Balance Due \$10,114.37

Phone #	Fax #
(512) 894-3322	

E-Mail
gina@pgms.net

Web Site
http://www.pgms.net

ZEECON WIRELESS INTERNET
 904 MAIN ST
 MARBLE FALLS, TX 78654



RECEIVED
 OCT 02 2023

Invoice

3G WATER
 3G WATER SUPPLY
 504 WILLOW STEET
 BUCHANAN DAM, TX 78609

BY:

Previous Payment Details		
Amount	Date Received	Balance Forward
\$42.48	Sep 15, 2023	\$0.00

Contact Us: Web: zeecon.com Phone: (830) 798-9388 Email: billing@zeecon.com

USERNAME	CUSTOMER ID	INVOICE DATE	INVOICE #	DUE DATE
jzubkus	2005995	10/01/2023	53654	10/25/2023
Description	Quantity	Rate	Amount	
5Mbps Internet Service (Oct 01, 2023 - Oct 31, 2023)	1	\$57.48	\$57.48	
Community Service Discount (Recurring)	1	-\$15.00	-\$15.00	
Thank You!		New charges:	\$42.48	
		Taxes:	\$0.00	
		Total for this invoice:	\$42.48	
		Balance forward:	\$0.00	
		Total Due:	\$42.48	

PAID
 10/3/23

Please make checks payable to Zeecon Wireless Internet. Detach and include this with your payment.

Check this box if your address has changed and write your new address on the space below.

Addressee

DO NOT PAY
 Your account is setup for autopay on the 5th day of the month.

Account Summary (ID: 2005995)	
Username:	jzubkus
Invoice No.:	53654
Invoice Date:	Oct 01, 2023
Due Date:	Oct 25, 2023
Total Balance:	\$42.48
Amount Enclosed:	Automatically Billed

Remit To

3g Water
 3G Water Supply
 504 Willow Steet
 Buchanan Dam, TX 78609

Zeecon Wireless Internet
 904 Main St
 Marble Falls, TX 78654

Professional General Management Services, Inc.

Water Utility Management, Project Management

Planning, Training, Consulting

26550 Ranch Road 12, Suite 1 * Dripping Springs, Texas 78620 * (512) 894-3322 * fax (512) 858-1414

Memorandum

To: Nancy Stanford, President
Governing Board of Directors
3G Water Supply Corporation

From: Patric C. King, General Management *pek*

Subj: System Operations and Management Report

Date: October 9, 2023

Dear President Stanford, et al.

Professional General Management Services, Inc. (PGMS, Inc.) is pleased to provide the following information relating to water system management for the period ending September 2023.

I. Water Operations Report:

A. Water Accountability/Pumping Report.

Period Ending	Gallons Pumped (+)	Gallons Sold (-)	Gallons Flushed/Leaks (-)	Gallons Accounted For	Net Water Loss
Jan. 2023	939,200	646,360	132,912	779,272	159,928 /17.03%
Feb. 2023	961,300	809,280	41,575	850,055	110,445 /14.49%
Mar. 2023	931,300	752,130	41,325	739,455	127,845 /14.80%
April 2023	1,019,000	800,000	34,230	834,230	185,670 /18.21%
May 2023	916,900	675,550	96,400	771,950	145,950 /15.81%
June 2023	1,343,200	1,092,150	58,736	1,130,886	212,314 /15.81%
July 2023	1,459,800	1,398,090	85,339	1,483,429	-23,629 /-1.62%
Aug. 2023	2,018,680	1,536,440	87,462	1,623,902	394,778 /19.56%
Sept. 2023	1,528,700	1,065,640	234,870	1,300,510	228,190 /14.93%
Oct. 2022	995,200	792,250	50,420	842,670	152,530 (15.33%)
Nov. 2022	919,200	703,340	99,076	728,290	116,784 (12.71%)
Dec. 2022	978,700	637,970	132,912	770,882	207,818 (21.23%)

(Gallons Pumped) - (Gallons sold) - (Estimated Gallons flushed)
= (Net Water Loss) / Gallons pumped = Percentage water loss

(For frame of reference, a 5-gallon per minute leak over a 24-hour period totals 7,200 gallons/day, or 216,000/month.)

B. Water Leak & Repair Report.

- An itemized list of water loss from leaks and flushing is attached to this report. Total estimated gallons lost (leaks / flushing) but accounted for this period **234,870 gallons.**

C. System Report:

- Monthly Bacteriological Testing.

The routine monthly bacteriological sample (1 ea.) and one additional monthly bacteriological sample was taken from the new Golden Beach lake line were submitted for testing this period resulting in no coliform organisms found.

II. Systems Accounts. Water Customer Account Summary. Below recaps dollars (\$\$) billed.

		Current Period (September 2023)	# Of Accts.		Previous Period (August 2023)	# Of Accts.
1.	Active Connections	271			273	
2.	Water Billed (\$)	21,945.83	271		26,671.47	273
3.	Renters Deposit					
4.	CSI Fee					
5.	Late fees assessed	161.98	29		160.36	25
6.	Connect/Reconnect fees	50.00	1		50.00	1
7.	Adjustments (See adjustments report)	-304.33	5		-249.10	6
8.	Tap fees paid					
9.	Payment Plan					
10.	Regulatory assessments					
11.	Total Membership fees					
12.	Transfer Fee					
13.	Care Flight	236.00	236		237.00	237
14.	Total current charges	\$22,089.48	273		\$26,244.03	273

III. Significant Events:

A. Status of TCEQ Violations.

Management met with Engineer Don Rauschuber on September 12, 2023, to discuss the outstanding items needed in order to respond the TCEQ's notice of alleged violations. We have received a letter from TCEQ on October 5, 2023, to indicate the deadline for corrective action is now December 1, 2023. (See attached TCEQ letter dated 9/29/2023).

B. **Lake Line Crossing - Geola**

This work entails construction of about 800 feet of 6 inch HDPE material, (from shore line to shore line) and connecting to existing infrastructure. 4L Utilities is to perform this construction work at an estimated amount of **\$49,992.00**.

The project is currently on hold and pending approvals from TCEQ for an exception to keep from having to install a double wall pipework, much like the exception that was previously granted for the Golden Beach lake line crossing by TCEQ on April 14, 2022.

Management contacted Engineer Dan Bulluck, P.E. on September 7, 2023, and requested his assistance with the submittal to TCEQ for the Geola crossing exception. Mr. Bulluck has responded to indicate an estimated cost will be forthcoming. *(See email dated 10/05/2023).*

In the meantime, President Stanford has prepared a Request for an Exception to TCEQ for the Geola Lake Line Crossing. This was submitted to TCEQ on September 22, 2023. We have confirmation TCEQ has received the request but have not received a final response to this request. *(See Exception Request dated 09/22/2023 attached).*

A deposit check was issued to 4L Utilities in the amount of **\$7,498.80** to cover the 15% deposit that was required per the agreement. Since this TCEQ approval process may delay the project, management recommends this check be returned to the WSC, until such time as all necessary approvals are obtained.

C. **System Inventory and Prioritization List.**

Management has been provided with a spreadsheet depicting projects that are needed in the near future. This list is part of a Technical Summary as prepared by HEJL, LEE & Associates and dated October 15, 2015. *(See Spreadsheet attached).*

A review of this spreadsheet shows that most projects that have been listed are either completed or are a work in process. One project in progress is to replace aging meters at the appropriate time, typically once they have registered over 1,000,000 gallons.

D. **Quotes for new standard Water Meters.**

An additional spreadsheet has been prepared to depict all household meters and listed them by usage. The list shows **13 meters** that are now due to be changed and an additional 21 meters that will soon be due to be changed.

Management has obtained quotes for meters from two vendors. The better price of the two indicates a standard direct read meter currently costs **\$95.00** per unit. If 100 meters are purchased the costs comes to \$90.00 per unit, a savings of \$500.00.

Management has learned that direct read meters may soon be unavailable, and auto read meters will take their place. Prices for auto read meters vary significantly, but currently may be obtained for about \$300 per unit. There are additional costs for computer programming and set up and monthly fees associated with auto read meters. *(See meter quotes attached).*

Enclosures/

TCEQ Letter dated 09/29/2023

Email from Dan Bulluck, P.E. dated 10/05/2023

TCEQ exception request date 9/22, 2023

System Inventory & Prioritization Spreadsheet updated as current.

Meter list depicting usage, current

Meter Quote from Fluid Meters date 10/04/2023

Meter Quotes from Core & Main dated 10/04/2023

Systems Totals Report, Route 1, 2 & 3, September 2023

Adjustments Report, September 2023

Leak & Flushing Report, September 2023

Past Due list, current

Credit Card Usage Report, September 2023

Jon Niermann, *Chairman*
Emily Lindley, *Commissioner*
Bobby Janecka, *Commissioner*
Erin E. Chancellor, *Interim Executive Director*



TEXAS COMMISSION ON ENVIRONMENTAL QUALITY

Protecting Texas by Reducing and Preventing Pollution

September 29, 2023

RECEIVED
OCT 05 2023

CERTIFIED MAIL # 9489 0090 0027 6002 5973 08
RETURN RECEIPT REQUESTED

Nancy Stanford, President
3 G WSC
26550 Ranch Road 12 Unit 1
Dripping Springs, Tx 78620-4973

BY:

Re: Additional Compliance Documentation Needed for:
3 G Water Supply Corporation (WSC) Public Water System, Bluffton, Llano County, Texas
RN102977147, PWS ID No.: 1500006, Investigation No.: 1930503

Dear Ms. Stanford:

The Texas Commission on Environmental Quality (TCEQ) Austin Region Office has received the compliance documentation update that you submitted on September 7, 2023 for the alleged violations noted during the investigation of the above-referenced facility conducted on September 27, 2022. The compliance documentation contained in your response appears to indicate that some of the problems documented during the investigation have been corrected. However, information is still needed for the alleged violations listed in the enclosed summary. Please submit to our office by **December 1, 2023** a written description of corrective action taken and the required compliance documentation demonstrating that the remaining alleged violations have been resolved.

The Texas Commission on Environmental Quality appreciates your assistance in this matter and your compliance efforts to protect the State's environment. We look forward to receiving your response for the remaining alleged violations. Please note that the Legislature has granted TCEQ enforcement powers which we may exercise to ensure compliance with environmental regulatory requirements. If you or members of your staff have any questions, please feel free to contact Ms. Charlotte Pope in the Austin Region Office at (512) 239-6673.

Sincerely,

A handwritten signature in cursive script, appearing to read "Chad Ahlgren".

Chad Ahlgren
Water Program Work Leader
Austin Region Office

CA/cp

Enclosure: Summary of Investigation Findings

cc: Patrick King, President, 26550 Ranch Road 12 Unit 1, Austin Texas 78620-4973

TCEQ Region 11 • P.O. Box 13087 • Austin, Texas 78711-3087 • 512-339-2929 • Fax 512-339-3795

Austin Headquarters: 512-239-1000 • tceq.texas.gov • How is our customer service? tceq.texas.gov/customerurvey
printed on recycled paper

Summary of Investigation Findings

3 G WSC

, LLANO COUNTY,

Additional ID(s): 1500006

Investigation #
1930503
Investigation Date: 09/21/2023

OUTSTANDING ALLEGED VIOLATION(S) ASSOCIATED TO A NOTICE OF VIOLATION

Track No: 826368 Compliance Due Date: 12/01/2023
30 TAC Chapter 290.39(j)

Alleged Violation:

Investigation: 1847912

Comment Date: 10/11/2022

Failure to notify the executive director prior to making any significant change or addition to the system's production, treatment, storage, or distribution facilities. Specifically, four wells (A, B, C, D) have been plugged, four wells (G, H, I, J) have been added, one additional filter has been added, and one 2,500-gallon pressure tank has been added since the most recent CT study was approved on August 1, 1996.

Investigation: 1895873

Comment Date: 04/20/2023

Failure to notify the executive director prior to making any significant change or addition to the system's production, treatment, storage, or distribution facilities. Specifically, four wells (A, B, C, D) have been plugged, four wells (G, H, I, J) have been added, one additional filter has been added, and one 2,500-gallon pressure tank has been added since the most recent CT study was approved on August 1, 1996.

Investigation: 1930503

Comment Date: 09/27/2023

Failure to notify the executive director prior to making any significant change or addition to the system's production, treatment, storage, or distribution facilities. Specifically, four wells (A, B, C, D) have been plugged, four wells (G, H, I, J) have been added, one additional filter has been added, and one 2,500-gallon pressure tank has been added since the most recent CT study was approved on August 1, 1996.

Recommended Corrective Action: Provide by the compliance due date, documentation demonstrating that an updated Concentration Time (CT) Study has been submitted for review to the Texas Commission on Environmental Quality (TCEQ), Plan Review Team (PRT), MC 159, P.O. Box 13087, Austin, TX 78711-3087 and that approval has been granted. The entity must ensure that the updated CT study is submitted by a licensed professional engineer. For further assistance regarding submittal, contact the TCEQ, PRT at (512) 239-4691.

Track No: 826369 Compliance Due Date: 12/01/2023
30 TAC Chapter 290.41(c)(3)(N)

Alleged Violation:

Investigation: 1847912

Comment Date: 10/11/2022

Failure to have flow-measuring devices installed for each well to measure production yields and provide for the accumulation of water production data. Specifically, the system currently has one meter for all four wells.

Investigation: 1895873

Comment Date: 04/20/2023

Failure to have flow-measuring devices installed for each well to measure production yields and provide for the accumulation of water production data. Specifically, the system currently has one meter for all four wells.

Investigation: 1930503

Comment Date: 09/27/2023

Failure to have flow-measuring devices installed for each well to measure production yields and provide for the accumulation of water production data. Specifically, the system currently

has one meter for all four wells.

Recommended Corrective Action: Provide documentation to the TCEQ Austin Regional Office showing individual well meters have been installed for all wells on or before the compliance due date.

Track No: 826375 Compliance Due Date: 12/01/2023

30 TAC Chapter 290.111(e)(3)(D)(i)

30 TAC Chapter 290.111(e)(3)(D)(ii)

Alleged Violation:

Investigation: 1847912

Comment Date: 10/11/2022

Failure to continuously monitor the turbidity of the combined filter effluent (CFE) and record the turbidity value every 15 minutes. Additionally, the system must measure and record the turbidity level at the effluent of each filter (IFE) at least once each day the plant is in operation. Turbidity is not being recorded every 15 minutes.

Investigation: 1895873

Comment Date: 04/20/2023

Failure to continuously monitor the turbidity of the combined filter effluent (CFE) and record the turbidity value every 15 minutes. Additionally, the system must measure and record the turbidity level at the effluent of each filter (IFE) at least once each day the plant is in operation. Turbidity is not being recorded every 15 minutes.

Investigation: 1930503

Comment Date: 09/27/2023

Failure to continuously monitor the turbidity of the combined filter effluent (CFE) and record the turbidity value every 15 minutes. Additionally, the system must measure and record the turbidity level at the effluent of each filter (IFE) at least once each day the plant is in operation. Turbidity is not being recorded every 15 minutes.

Recommended Corrective Action: Provide documentation to the TCEQ Austin Regional Office on or before the compliance due date demonstrating that the system has started recording and continuously monitoring turbidity values every 15 minutes.

Patrick King

Subject: FW: 3G WSC - Geola Water Line Replacement
Attachments: 3g Water OPC Submittal 8_9_2022 txt.pdf; TCEQ Letter 04-14-2022 3G WSC Request for Exception to the Stream Crossing Requirement.pdf

From: Dan Bullock <dbullock@bbaengineering.com>
Sent: Thursday, October 05, 2023 10:17 AM
To: Patrick King
Cc: Kim Maloney
Subject: RE: 3G WSC - Golden Beach Line Replacement /3G WSC

Thanks Patrick – Kim Maloney is drafting a proposal to run by you, we'll be following up soon.
Dan

From: Patrick King <pck@pgms.net>
Sent: Thursday, September 07, 2023 3:02 PM
To: 'Dan Bullock' <dbullock@bbaengineering.com>
Subject: FW: 3G WSC - Geola Water Line Replacement

Dan,

As we discussed today, 3G would appreciate your kind assistance with following up with TCEQ and LCRA with the recommendations you have stated below. More specifically, will the TCEQ Exception provided for the Golden Beach line replacement carry over to include the Geola line replacement.

We want to ensure all necessary approvals are in place before proceeding with the line replacement from Greenwood Acres to Geola.

Thank you, if you can estimate a cost for your efforts, we appreciate that information for budgetary purposes.

Thank you,

Patric C. King
Professional General Management Services, Inc.
26550 Ranch Road 12, Suite 1
Dripping Springs, Texas 78620
(512) 845-3230 – cell
(512) 894-3322 – office
pck@pgms.net – email
www.pgms.net - website

Patrick King



From: PTRS <PTRS@tceq.texas.gov>
Sent: Friday, September 22, 2023 1:35 PM
To: Patrick King; PTRS
Cc: 'NJ Stanford'; Sarah Findley; Regina Frisancho; Stephanie Escobar; Joel Klumpp
Subject: RE: 3G Water supply Corporation / Request for an Exception to the Rules
Attachments: Exception Request.Geola Line Replacement.09222023.pdf

Your submittal to the TCEQ Plan and Technical Review Section (PTRS) mailbox has been received. Your submittal will be logged in as soon as possible. Please note TCEQ's firewall prevents files from being accessed from Dropbox links. TCEQ maintains a secure File Transfer Protocol (FTP) site for transfer of files that are too large to be emailed to and from the TCEQ (files larger than 25 MB). Please note you are not required to use TCEQ's FTP site for file sharing. It is provided only as an option. For information regarding TCEQ's FTP site, please see the following link:

<https://www.tceq.texas.gov/help/helpcmpr.html>

For questions or detailed instructions for sending us large files, please send another email to the PTRS mailbox and we will route your question to a staff member for response.

DO NOT USE THIS EMAIL for a public water system emergency that could threaten public health, or if you need immediate assistance. Instead notify [your TCEQ regional office](#), or after business hours, call the TCEQ emergency hotline, 1-888-777-3186.

Mr. Kim Mann, Administrative Coordinator | Water Supply Division, Texas Commission on Environmental Quality | Contractor |  
(512) 239-4788 | ✉: Kim.Mann@TCEQ.texas.gov

From: Patrick King <pck@pgms.net>
Sent: Friday, September 22, 2023 1:23 PM
To: PTRS <PTRS@tceq.texas.gov>
Cc: 'NJ Stanford' <nancy.jo.stanford@gmail.com>
Subject: 3G Water supply Corporation / Request for an Exception to the Rules

Dear PTRS;

3G-WSC is submitting the attached request for an exception to 30TAC290.44(f)(2), along with supporting documents.

If you have any questions, please do not hesitate to contact me.

Thank you,

Patric C. King
Professional General Management Services, Inc.
26550 Ranch Road 12, Suite 1

3G Water Supply Corporation
504 Willow St, Buchanan Dam TX 78609

Professional General Management Services, Inc.
26550 Ranch Rd 12, Suite 1
Dripping Springs, TX 78620

To: TCEQ Executive Director

From: Nancy Stanford
3G Board President

RE: Exemption Request Cover Letter

To Whom it may Concern,

3G Water Supply Corporation is requesting an exception to the requirement to install a water transmission line in a separate watertight encasement when the waterline is laid under any semipermanent body of water.

3G WSC requested and received a similar exemption in 2022 to replace our 2400-foot water line across Jecker's Cove for the Golden Beach subdivision with 6-inch HDPE fused pipe.

3G Water Supply would like permission to replace about 800 LF of 2-inch diameter Schedule 40 PVC waterline that is buried under a seasonal cove which runs between Lakeview Dr in the Greenwood Acres subdivision to the Geola subdivision in Buchanan Dam. This is the primary water line for the fewer than 40 3G WSC members who reside in the Geola subdivision.

The Geola waterline was originally installed over 40 years ago using 2" schedule 40 PVC which was pulled across the cove. When the water level in Lake Buchanan was below the waterline, the line was buried in an open-cut trench. Over the years, 3G has repaired numerous leaks in the line which were found when the lake was down, and the lines were visible. The line is currently not underwater, and we would like to replace the line with a 6" HDPE welded pipe using an open-cut trench and direct burial.

The expense of a watertight casing would make this project cost prohibitive to 3G water Supply.

3G WSC is requesting an exception to direct bury a fusion welded 6" HDPE SDR11 pipe along a similar route as the current pipe, to be direct buried under the cove. The new pipe will include two 2 inch Flush/Test valves on each end to facilitate routine testing and monitoring. Direct buried fusion welded HDPE is a jointless pipe system commonly used in water systems as an alternative to glue or rubber gasketed joint pipe installed into a watertight casing. Due to the fusion welding, HDPE is a jointless pipe, thus greatly reducing the risk of leakage.

Engineering diagrams that show the Geola and Golden Beach waterlines is attached to this submission.

We look forward to improving the quality of our water system by taking care of this existing issue.

Please let us know if there is any additional information we can provide to help with your decision.

Respectfully submitted,


Nancy Stanford, President

09/20/2023

Date



Texas Commission on Environmental Quality Technical Review and Oversight Team

Exceptions Request Submittal Form

(Please complete this form and submit with your exception request. More instructions on other side)

Requestor Information

Full Name: Stanford Nancy BOD President
Last First Title

Address: 3G Water Supply Corporation
Address Line 1 (Name of engineering firm or public water system you represent)

504 Willow St
Address Line 2 (Street address)

Buchanan Dam TX 78609
City State ZIP Code

Contact Phone: 512-894-3322 (Patric King/Office) Fax: _____

Alternate Phone: 325-379-1285 (Nancy Stanford)

Public Water System (PWS) Information

PWS Name: 3G Water Supply Corporation

7-DIGIT PWS ID (REQUIRED): 1500006 Plant / Facility Description : 3G WSC

Type of Exception: "Separate Watertight Pipe Encasement"

30 TAC 290 Rule: 290.44(f)(2) TCEQ Well ID(s) if applicable: NA

Summary of Exception Request

3G Water Supply is requesting an exception to the requirement to install a water transmission line in a separate watertight encasement when the waterline is laid under any semi-permanent body of water.

3G Water Supply would like permission to replace APPROXIMATELY 800 feet of an existing 2" Schedule 40 PVC waterline that is direct buried under a cove running from the shore off Lakeview Dr in Greenwood Acres to the Geola subdivision. The existing line has been in place for over 40 years and has had multiple repairs. It is currently and seasonally under dry land as the cove is shallow, less than 8 foot deep. The recommendation from engineers is to completely replace it as the schedule 40 PVC has become brittle with age.

3G WSC is requesting an exception to direct bury a fusion welded 6" HDPE SDR11 pipe along a similar route as the current pipe which will be excavated and buried. The expense of a watertight casing would make this project cost prohibitive to 3G water Supply. Direct buried fusion welded HDPE is a jointless pipe system commonly used in water systems as an alternative to glue or rubber gasketed joint pipe installed into a watertight casing. Due to the fusion welding, HDPE is a jointless pipe, thus greatly reducing the risk of leakage.

A similar request was granted to us last year for the transmission line across Jecker's Cove to Golden Beach. This project is much smaller in scope as there are fewer than 40 members in the Geola subdivision.

Instructions

Please fill-out the front side of this form with your contact information and public water system information and submit with your exception request package.

If this is a proposed water system and a 7-digit PWS ID has not been issued by TCEQ, write "proposed" in the '**7-DIGIT PWS ID (REQUIRED)**' field. Provide a brief description of the specific water system facility in the '**Plant / Facility Description**' field. (e.g. "8000-gallon GST at Plant 1") In the '**Type of Exception**' and '**30 TAC 290 Rule**' fields enter a brief description and cite the rule to which you are requesting an exception. (e.g. "Sanitary Control Easement" / "§290.41(c)(1)(F)") If your exception request is in regard to a particular well or wells, then please enter the TCEQ Well ID in the '**TCEQ Well ID(s) if applicable**' field. TCEQ Well IDs start with the letter 'G' followed by the system's 7-digit PWS ID and end with a letter code (A-Z, AA-AZ, BA-BZ, etc.).

In the '**Summary of Exception Request**' box please briefly summarize your request and explain the proposed alternative to the rule being considered. Explain why the PWS cannot meet the rule and how the alternative will ensure the same quality and quantity of water will be provided. If this space is not adequate, please thoroughly address these items in your cover letter.

More information about your system's wells, facilities and sampling may be found on the Texas Drinking Water Watch webpage:

<http://dww2.tceq.texas.gov/DWW/>

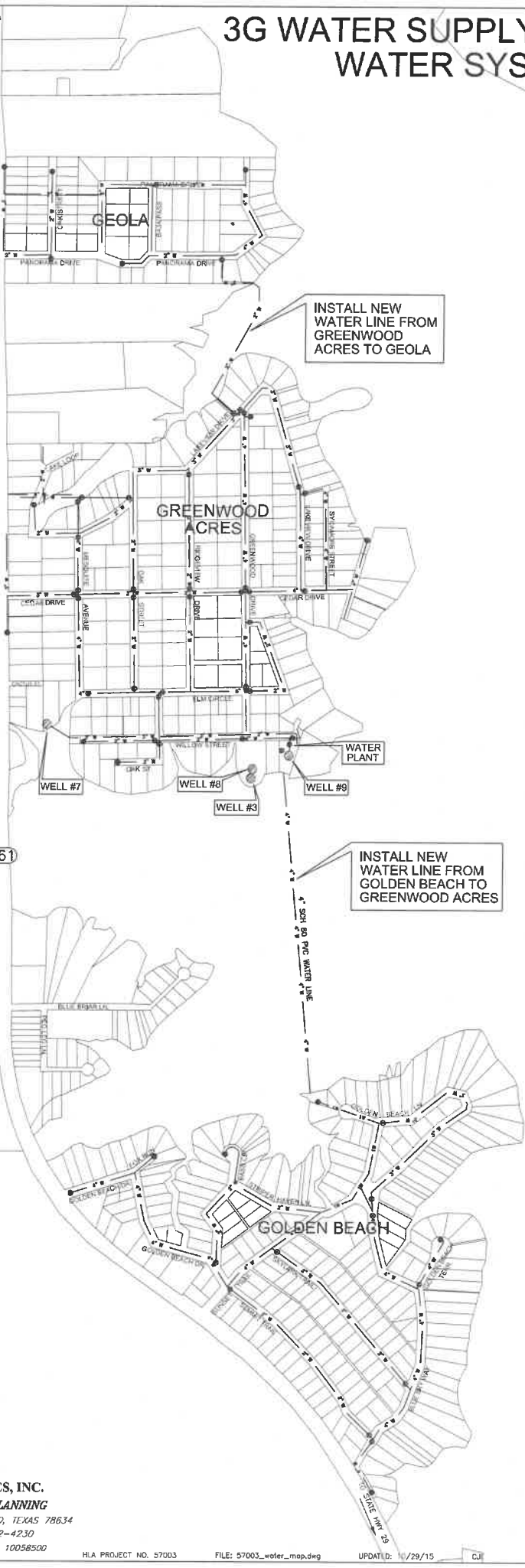
In addition to this form, your submission **must include** a signed and dated cover letter and any applicable documentation supporting your request. Partial or incomplete submissions will not be approved.

Your completed exception request should be mailed to the following address:

Technical Review and Oversight Team (MC 159)
TCEQ
P.O. Box 13087
Austin, TX 78711-3087

3G WATER SUPPLY CORPORATION WATER SYSTEM MAP

0 1/4 IN. = 224'



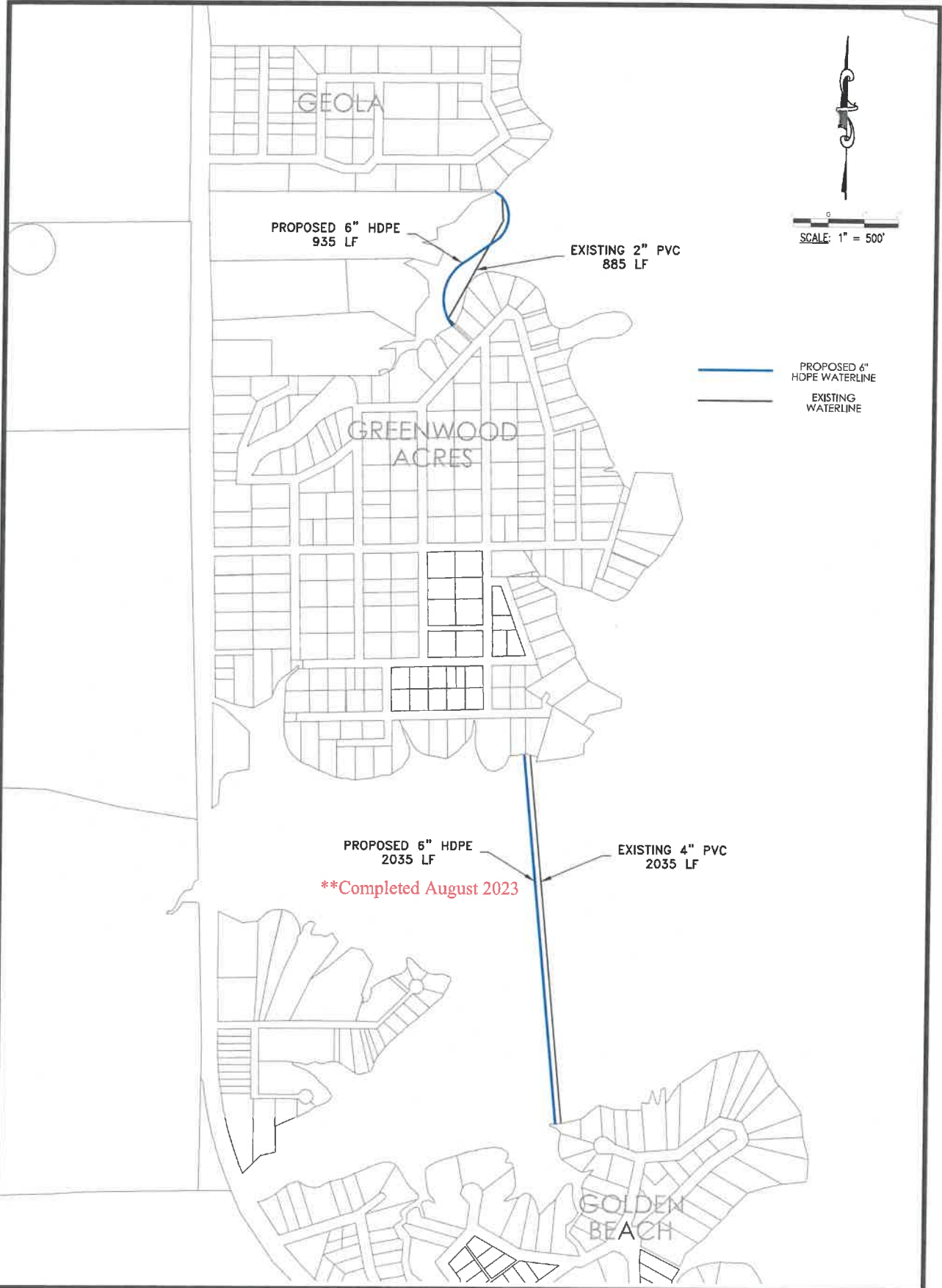
LAKE BUCHANAN

- LEGEND**
- 12" — WATER LINE WITH SIZE
 - GATE VALVE
 - FLUSH VALVE

PREPARED BY:
HEJL, LEE & ASSOCIATES, INC.
 ENGINEERING · SURVEYING · PLANNING
 321 ED SCHMIDT BLVD., SUITE 100, HUTTO, TEXAS 78634
 Ph: (512) 642-3292 FAX: (512) 642-4230
 TBPE FIRM NO. F-755, TBPLS FIRM NO. 10058500

THIS MAP IS PRESENTED WITHOUT WARRANTY OF ANY KIND, EITHER EXPRESSED OR IMPLIED, RESPECTING THE CONTENT OF THIS MAP, INCLUDING BUT NOT LIMITED TO THE ACCURACY OF THE MAP. NEITHER 3G WATER SUPPLY CORPORATION NOR HEJL, LEE & ASSOCIATES, INC., OR ITS REPRESENTATIVES SHALL BE LIABLE TO ANY PERSON OR ENTITY WITH RESPECT TO ANY LIABILITY, LOSS, OR DAMAGE CAUSED OR ALLEGED TO BE CAUSED DIRECTLY OR INDIRECTLY BY THIS MAP.

overview - Mar 04, 2020 - 4:29pm - File: M:\DWG\1963-LAKE BUCHANAN WATER LINE\EXHIBITS\3G WSC WATERLINE.dwg



CMA ENGINEERING, INC.
 235 LEDGE STONE DRIVE
 AUSTIN, TEXAS 78737
 (512) 432-1000 Fax: (512) 432-1015
 Registration # F-3053

3G WSC WATER LINE

EXHIBIT

3G WSC

A		B	C		D	E	F	G
1	Name	Acct #	Srv Add	Last Read	Last Read Date	Prev Reading	Prev Reading Date	
2	Reed, Carla	85	210 Striper Haven GB	223,887	9/28/2023	223,885	8/28/2023	
3	Long, Florence E	53	204 Blue Sky Way GB	209,495	9/28/2023	208,917	8/28/2023	
4	Maxwell, Lewis	210	301 Elm Cr GWA	202,633	9/28/2023	202,172	8/28/2023	
5	Davidson, Jeff & Connie	89	710 Golden Beach Dr GB	191,016	9/28/2023	189,857	8/28/2023	
6	Taylor, Dickie	15	400 Panorama GEOLA	152,928	9/28/2023	151,518	8/28/2023	
7	Stanford, Nancy	155	134 Lakeview Dr GWA	133,742	9/28/2023	132,614	8/28/2023	
8	Fintel, Steven & Amy	256	707 Golden Beach Dr GB	121,153	9/28/2023	121,151	8/28/2023	
9	Heatley, Elijah	22	517 Panorama GEOLA	110,824	9/28/2023	110,609	8/28/2023	
10	Rauschuber, Don	18	504 Panorama GEOLA	104,557	9/28/2023	103,173	8/28/2023	
11	Klabunde, Jim	151	524 Panorama GEOLA	104,227	9/28/2023	104,006	8/28/2023	
12	Williamson, Norma J.	41	114 Golden Beach Dr GB	102,164	9/28/2023	101,812	8/28/2023	
13	Kennedy, Stephanie	87	508 Blue Sky Way GB	101,285	9/28/2023	100,679	8/28/2023	
14	Lemke, Chad	115	207 Striper Haven GB	99,791	9/28/2023	99,778	8/28/2023	
15	Dennis, Linda	114	209 Striper Haven GB	97,774	9/28/2023	97,660	8/28/2023	
16	Miller, Douglas & Barbara	122	108 Striper Haven GB	96,365	9/28/2023	96,241	8/28/2023	
17	Lester, James & Dianne	261	104 S Greenwood GWA	96,245	9/28/2023	95,859	8/28/2023	
18	Caraway, Barry	8	111 Geola GEOLA	96,209	9/28/2023	95,612	8/28/2023	
19	Mikulcak, Paul	39	201 Golden Beach Dr GB	95,101	9/28/2023	95,101	8/28/2023	
20	Phillips, Tommy D	128	105 Lakewview Dr GWA	95,080	9/28/2023	94,455	8/28/2023	
21	Hasty, Butch & Lisa	266	302 N Summit Dr GB	93,278	9/28/2023	91,317	8/28/2023	
22	Criswell, Margaret	198	104 N Mesquite GWA	92,965	9/28/2023	92,392	8/28/2023	
23	Buchanan, Karyn & Mike	235	512 Elm Cr GWA	92,251	9/28/2023	89,909	8/28/2023	
24	Dohrse, Mike & Norma Jean	60	312 Blue Sky Way GB	89,548	9/28/2023	89,141	8/28/2023	
25	Hughey, Travis	36	207 Lake Loop GWA	89,387	9/28/2023	89,136	8/28/2023	
26	Warren, Joe	86	330 Golden Beach Dr GB	87,566	9/28/2023	87,126	8/28/2023	
27	Peters, Estate of Hobart	57	302 Blue Sky Way GB	87,293	9/28/2023	87,293	8/28/2023	
28	Edwards, Norman A.	105	602 Golden Beach Dr GB	83,678	9/28/2023	83,243	8/28/2023	
29	Resendez, Joey	113	211 Striper Haven GB	83,615	9/28/2023	83,332	8/28/2023	
30	Travis, Rick	248	104 Fox Run Cr GB	82,969	9/28/2023	80,708	8/28/2023	
31	Murphy, Patrick	192	104 N Oak St GWA	82,576	9/28/2023	82,154	8/28/2023	
32	Kemmerzehl, Kris	33	248 N Summit Tr GB	81,460	9/28/2023	81,079	8/28/2023	
33	Sutton, Ronald & Diane	236	514 Elm Cir GWA	79,045	9/28/2023	78,359	8/28/2023	
34	Coffman, Claudean	88	513 Blue Sky Way GB	78,545	9/28/2023	77,237	8/28/2023	
35	Pullen, James & Nancy	257	505 Elm Cr GWA	75,923	9/28/2023	75,180	8/28/2023	
36	Lucia, Karan	48	180 S Summit Tr GB	75,295	9/28/2023	75,295	8/28/2023	
37	Chandler, Steve	204	100 S Mesquite GWA	74,530	9/28/2023	74,499	8/28/2023	
38	Payne, John W.	40	115 Golden Beach Dr GB	73,262	9/28/2023	73,055	8/28/2023	
39	DALLO, GARRY	286	302 GOLDEN BEACH DR. GB	71,637	9/28/2023	71,375	8/28/2023	

3G WSC

	A	B	C	D	E	F	G
40	Stewart, Karen L	121	110 Striper Haven GB	70,717	9/28/2023	70,344	8/28/2023
41	Stone, Michael & Yvonne	201	211 Lake Loop GWA	70,473	9/28/2023	69,969	8/28/2023
42	Zubkus, Jon & Darlene	50	108 Blue Sky Way GB	69,778	9/28/2023	69,476	8/28/2023
43	Parker, Carolyn	230	501 Willow St GWA	68,395	9/28/2023	67,619	8/28/2023
44	KEMP, DONALD/MARY SUE	309	236 GOLDENBEACH	67,381	9/28/2023	66,856	8/28/2023
45	Mattingly, Doris	205	108 S Mesquite GWA	66,716	9/28/2023	65,657	8/28/2023
46	Bryson, T. W.	81	302 Golden Beach GB	65,972	2/28/2022	65,889	1/28/2022
47	Robeson, Charles	56	210 Blue Sky Way GB	65,070	9/28/2023	65,070	8/28/2023
48	DAVIS, CHRISTOPHER	312	102 SYCAMORE	64,739	9/28/2023	64,473	8/28/2023
49	Smith, Aundrea	139	102 Sycamore GWA	63,656	6/28/2023	63,228	5/26/2023
50	Donop, Gordon & Barbara	127	505 Cedar Dr GWA	63,563	9/28/2023	63,236	8/28/2023
51	Duncan, Thomas & Kelly	82	236 Golden Beach GB	63,522	5/26/2023	63,371	4/27/2023
52	Layton, Leanne	95	517 Blue Sky Way GB	63,002	9/28/2023	61,817	8/28/2023
53	Williams, Randall S	54	207 Blue Sky Way GB	62,603	9/28/2023	62,476	8/28/2023
54	Simmons, W. K.	153	128 Lakeview Dr GWA	62,065	9/28/2023	61,806	8/28/2023
55	Holloway, Darrell	111	420 Blue Sky Way GB	61,283	9/28/2023	61,283	8/28/2023
56	Oughton, Tom & Susie	42	200 Golden Beach Dr GB	61,083	9/28/2023	60,464	8/28/2023
57	Haldeman, Gary & Carol	132	604 Ccedar Dr GWA	60,853	9/28/2023	60,853	8/28/2023
58	SOUTHARD, PRADUPPONG	294	709 GOLDEN BEACH DR.	60,593	9/28/2023	60,149	8/28/2023
59	YORK, MATTHEW/AMY	313	520 PANORAMA DR.	59,700	9/28/2023	59,507	8/28/2023
60	Gant, Eileen	140	107 Sycamore GWA	59,651	9/28/2023	59,269	8/28/2023
61	Graham, Marian	23	520 Panorama GEOLA	59,356	7/27/2023	59,302	6/28/2023
62	Orsa, Charles & Janet	144	116 Lakeview Dr GWA	59,214	9/28/2023	58,790	8/28/2023
63	Billen, Kelly & Judy	19	465 Panorama GEOLA	58,743	9/28/2023	57,013	8/28/2023
64	Munn, Chris & Pamela	246	709 Golden Beach Dr GB	58,229	5/27/2022	58,208	4/28/2022
65	Anderson, Elvis & Pamela	20	510 Panorama GEOLA	57,473	9/28/2023	57,406	8/28/2023
66	Mimms, Jennifer	142	112 Sycamore GWA	57,059	9/28/2023	56,286	8/28/2023
67	O'Brien, Ron & Marci	188	146 Lakeview Dr GWA	56,511	9/28/2023	56,511	8/28/2023
68	Rayas, George & Katie	124	111 Skylark Tr GB	56,498	9/28/2023	56,018	8/28/2023
69	Henderson, Martha	38	211 N Summit Tr GB	56,094	9/28/2023	55,759	8/28/2023
70	Lloyd, Michael	2	7950 RR 261 GEOLA	56,039	9/28/2023	55,630	8/28/2023
71	Meginnis, Tom & Patsy	108	554 Golden Beach Dr GB	54,940	9/28/2023	54,442	8/28/2023
72	Acevedo, Jorge M	64	102 Hideaway Cr GB	54,123	9/28/2023	52,235	8/28/2023
73	Cason, Bill	136	616 E Cedar Dr GWA	54,042	9/28/2023	53,772	8/28/2023
74	Roberts, Harvey & Susan	131	110 Lakeview Dr GWA	53,529	9/28/2023	53,407	8/28/2023
75	Wencil, Penny & David	202	7340 RR 261 GWA	53,529	9/28/2023	53,413	8/28/2023
76	Shamard, Alice & Herbert	46	153 S Summit Tr GB	53,102	9/28/2023	52,743	8/28/2023
77	Lucas, Mark & Shannon	75	133 Skylark Tr GB	52,635	9/28/2023	52,292	8/28/2023
78	PRYOR, STEPHEN/MARGARET	308	126 LAKEVIEW DR.	52,592	9/28/2023	51,484	8/28/2023

3G WSC

	A	B	C	D	E	F	G
79	Wyne, Don G & Laura P	265	209 Lake Loop GWA	52,360	9/28/2023	51,223	8/28/2023
80	Hobbs, Byron & Karen	79	118 SkyLarkTr GB	52,229	9/28/2023	51,771	8/28/2023
81	Carlton, Tim	193	103 N Oak St GWA	51,951	9/28/2023	51,773	8/28/2023
82	Payne, Mrs. Nancy	229	506 Willow St GWA	51,678	9/28/2023	51,678	8/28/2023
83	Lindeman, Leo & Joanne	138	106 Sycamore GWA	51,669	9/28/2023	51,228	8/28/2023
84	McBride, Calvin & Susan	179	107 S Ridgview GWA	51,377	9/28/2023	50,404	8/28/2023
85	Dang, Johnny	83	307 Golden Beach GB	50,841	9/28/2023	50,044	8/28/2023
86	Tullos, Stephen	190	201 Lake Loop GWA	50,548	9/28/2023	50,377	8/28/2023
87	Pounds, Vickie	110	508 Golden Beach Dr GB	49,622	9/28/2023	49,281	8/28/2023
88	Crow, Mike & Melissa	29	312 N Summit Tr GB	49,608	9/28/2023	49,112	8/28/2023
89	Shipley, Wayne & Bonnie	143	114 Lakeview Dr GWA	49,405	9/28/2023	47,906	8/28/2023
90	Brown, Kelvin	213	206 Elm Cr GWA	49,328	9/28/2023	48,693	8/28/2023
91	STAMOS, BONNIE/MICHAEL	304	106 HIDEAWAY CIR.	48,999	9/28/2023	47,188	8/28/2023
92	Burke, Mark & Stacy	195	102 N Oak St GWA	48,094	9/28/2023	47,956	8/28/2023
93	Tucker, Ronald	34	244 N Summit Tr GB	47,607	9/28/2023	47,371	8/28/2023
94	Deuel, Vicki	101	636 Golden Beach Dr GB	47,167	9/28/2023	46,756	8/28/2023
95	Jensen, Kyle & Tamara	227	505 Willow St GWA	46,018	9/28/2023	45,710	8/28/2023
96	Blakeslee, Duane & Gwen	152	126 N Lakeview Dr GWA	46,007	5/24/2023	45,244	4/27/2023
97	Reeves, Dwain D	28	100 Geola GEOLA	45,479	9/28/2023	45,398	8/28/2023
98	Irwin, Gail	120	111 Bass Circle GB	45,443	9/28/2023	45,221	8/28/2023
99	Warden, Markel W.	1	7964 RR 261 GEOLA	45,359	9/28/2023	45,359	8/28/2023
100	Socchting, Gregory & Kim	177	304 Elm Cr GWA	45,336	9/28/2023	44,957	8/28/2023
101	Garrett, Tom & Kay	156	136 Lakeview Dr GWA	45,150	9/28/2023	44,807	8/28/2023
102	Chamberlain, John & Anne	171	507 Elm Cr GWA	44,987	9/28/2023	44,779	8/28/2023
103	Moon, Roger & Kathy	148	122 Lakeview Dr GWA	44,606	9/28/2023	44,287	8/28/2023
104	Collier, Steve & Georgia	166	104 N Greenwood GWA	44,524	9/28/2023	44,121	8/28/2023
105	Kovar, Frank	96	545 Golden Beach Dr GB	44,248	9/28/2023	43,244	8/28/2023
106	Cox, Sandra A.	180	104 S Ridgview GWA	43,807	9/28/2023	43,508	8/28/2023
107	Tanecka, Janice	185	145 Lakeview Dr GWA	43,517	9/28/2023	43,209	8/28/2023
108	SMITH, AUNDREA/ERIC NEUHA	295	150 LAKEVIEW DR.	43,445	9/28/2023	43,019	8/28/2023
109	Langley, Estate of Sue	99	595 Golden Beach Dr GB	43,256	9/28/2023	42,835	8/28/2023
110	Payne, June	189	108 N Oak St GWA	43,223	9/28/2023	43,114	8/28/2023
111	Davidson, Matt	269	7406 RR 261 GWA	42,874	9/28/2023	42,458	8/28/2023
112	Jackson, Sheila	78	125 SkyLark Tr GB	42,597	9/28/2023	42,053	8/28/2023
113	Clack, Robert & Barbara	232	503 Elm Cr GWA	41,607	9/28/2023	40,679	8/28/2023
114	Bacon, William & Eleanor	172	107 N Ridgview GWA	41,294	9/28/2023	41,062	8/28/2023
115	Northup, Bruce	182	106 N Ridgview GWA	41,274	9/28/2023	41,032	8/28/2023
116	Winters, Kenneth & Sue	157	113 N Greenwood GWA	41,015	9/28/2023	40,577	8/28/2023
117	Roberts-Evans, Connie	4	7920 RR261 GEOLA	40,814	9/28/2023	39,535	8/28/2023

3G WSC

	A	B	C	D	E	F	G
118	Griffith, Peggy	145	102 S Ridgeview GWA	40,137	9/28/2023	39,534	8/28/2023
119	Poppema, Gary & Carol	43	115 S Summit Tr GB	40,039	9/28/2023	39,979	8/28/2023
120	Swango, Roger	187	150 Lakeview Dr GWA	39,921	6/27/2022	39,921	5/23/2022
121	Finch, Mae E	268	132 Geola GEOLA	39,890	9/28/2023	39,727	8/28/2023
122	Brunkenhoefer, Allen	165	106 N Greenwood GWA	39,578	9/28/2023	39,028	8/28/2023
123	Edie, Arthur & Molly	47	177 S Summit Tr GB	39,327	9/28/2023	39,026	8/28/2023
124	Barrington, M.R. & Patsy	262	401 Willow St GWA	39,162	9/28/2023	38,967	8/28/2023
125	Evans, Jack	73	134 Skylark Tr GB	39,109	9/28/2023	37,170	8/28/2023
126	Barbee, Christina	217	201 Willow St GWA	38,457	9/28/2023	37,948	8/28/2023
127	Hoffman, Tim & Lori	17	500 Panorama GEOLA	38,185	9/28/2023	37,664	8/28/2023
128	Chapa, Roger	276	588 Golden Beach Dr GB	37,676	9/28/2023	35,515	8/28/2023
129	Rylander, Matthew & Lori	21	514 Panorama GEOLA	37,223	9/28/2023	36,921	8/28/2023
130	Wolf, Michael	186	142 Lakeview Dr GWA	37,049	9/28/2023	36,760	8/28/2023
131	Calicott, Travis L.	27	138 Baja Pass GEOLA	36,209	9/28/2023	35,761	8/28/2023
132	STROUD, JAZMYN/KORI	307	7934 RANCH RD 261	36,203	9/28/2023	35,546	8/28/2023
133	Nelson, Don & Carol	31	103 Fox Run Cr GB	36,007	9/28/2023	35,048	8/28/2023
134	Gardner, Holly	228	508 Willow St GWA	35,679	9/28/2023	35,502	8/28/2023
135	Dillard, Mary Jane	154	132 Lakeview Dr GWA	34,504	9/28/2023	34,443	8/28/2023
136	Busse, Robert R.	104	618 Golden Beach Dr GB	33,598	9/28/2023	33,491	8/28/2023
137	BAKER, MARY	14	332 Panorama GEOLA	33,349	9/28/2023	33,349	8/28/2023
138	Roberts, Monte & Sylvia	225	400 Willow St GWA	33,312	9/28/2023	33,290	8/28/2023
139	PAYNE, JERREMY	306	650 PANORAMA DR.	33,061	9/28/2023	32,059	8/28/2023
140	King, Kirby	24	526 Panorama GEOLA	32,957	9/28/2023	32,891	8/28/2023
141	Stephens, Sondra	194	101 N Ridgeview Dr GWA	32,933	9/28/2023	32,721	8/28/2023
142	Holzer, Edward	259	106 Hideaway Cr GB	32,259	2/27/2023	31,910	1/27/2023
143	ROYAL PANORAMA ENTERPRISE	303	7934 RR 261	32,250	4/11/2023	32,245	3/27/2023
144	Wheeler, Don & Elaine	3	7934 RR 261 GEOLA	32,223	12/28/2022	32,212	11/29/2022
145	Even, Harold & Patricia	191	106 N Oak St GWA	32,148	9/28/2023	31,749	8/28/2023
146	Ganci, Sam & Joan	65	411 Blue Sky Way GB	32,094	9/28/2023	31,825	8/28/2023
147	GRAHAM, JOHN & MICHELLE	299	100 Baja Pass GEOLA	31,948	9/28/2023	31,501	8/28/2023
148	Gano, Jerry & Cindy	244	140 Lakeview Dr GWA	31,847	9/28/2023	31,476	8/28/2023
149	Hill, Robert & Marlene	176	402 Elm Cr GWA	31,785	9/28/2023	31,497	8/28/2023
150	Mize, Milton M.	74	111 Hideaway Cr GB	31,358	9/28/2023	30,759	8/28/2023
151	Kovar, Rudy & Pam	112	416 Blue Sky Way GB	31,224	9/28/2023	30,636	8/28/2023
152	Guastella, Stephen & Judi	68	317 Blue Sky Way GB	30,847	9/28/2023	30,645	8/28/2023
153	STOLTZ, TERRI	287	107 S. GREENWOOD DR.	30,774	9/28/2023	30,262	8/28/2023
154	Golden Beach POA Park	240	Golden Beach Dr GB	30,755	9/28/2023	30,750	8/28/2023
155	Roberts, Brian & Mary-Jo	169	102 S Greenwood GWA	30,605	9/28/2023	30,424	8/28/2023
156	MCEWEN, CLIFTON/JULIE	285	101 N. GREENWOD DR.	30,560	9/28/2023	29,831	8/28/2023

3G WSC

	A	B	C	D	E	F	G
157	Kocurek, Gene	212	7330 RR 261 GWA	30,284	9/28/2023	30,237	8/28/2023
158	Doyle, Katie & John	98	658 Golden Beach Dr GB	30,155	9/28/2023	30,093	8/28/2023
159	Swanson, Rusty	76	131 Skylark Tr GB	30,135	9/28/2023	30,135	8/28/2023
160	Heath, Rhonie	250	291 N Summit Tr GB	30,000	9/28/2023	30,000	8/28/2023
161	Langton, Paul & Shirley	66	108 Hideaway Cr GB	29,981	9/28/2023	29,604	8/28/2023
162	Shires, Chere	72	147 Skylark Tr GB	29,636	9/28/2023	29,636	8/28/2023
163	SCHWEIGER, ROBERT JOHN	298	127 S Summit Tr GB	29,032	9/28/2023	28,463	8/28/2023
164	Johnson, Ricky	175	202 S Greenwood GWA	29,006	9/28/2023	28,846	8/28/2023
165	Tippens, James & Robin	150	127 Lakeview Dr GWA	28,927	9/28/2023	28,700	8/28/2023
166	Crow, Mike & Gale	183	109 N Ridgeview GWA	28,788	9/28/2023	28,696	8/28/2023
167	REYNOLDS, JONATHAN L.	237	518 Elm Cr GWA	28,646	9/28/2023	28,323	8/28/2023
168	MCLAURIN, CHARLES & JO	13	100 Baja Pass GEOLA	28,570	8/29/2022	28,489	7/29/2022
169	Rickard, Vivian duPerier	70	303 Blue Skyway GB	28,515	9/28/2023	28,494	8/28/2023
170	Ballew, Scott	10	Lot 81 GEOLA	28,379	9/28/2023	28,379	8/28/2023
171	Ward Residence Trust	100	642 Golden Beach Dr GB	27,915	9/28/2023	27,899	8/28/2023
172	Bettis, Charlie	134	612 E Cedar Dr GWA	27,640	9/28/2023	27,385	8/28/2023
173	TORRES, YESSICA	282	650 Panorama GEOLA	27,317	2/27/2023	26,760	1/27/2023
174	LEAL, ALEX	305	803 PANORAMA DR.	27,002	9/28/2023	27,002	8/28/2023
175	Webb, Johnnie	80	115 Skylark Tr GB	26,968	9/28/2023	26,929	8/28/2023
176	Keegan, Patty A.	247	124 Lakeview Dr GWA	26,749	9/28/2023	26,595	8/28/2023
177	Aston, Mrs. Jean	173	107 S Greenwood GWA	26,718	2/28/2022	26,698	1/28/2022
178	Barrios, Thelma	5	128 Geola GEOLA	26,601	9/28/2023	26,367	8/28/2023
179	Tanecka, Joe & Rose	158	114 N Greenwood GWA	26,291	9/28/2023	25,860	8/28/2023
180	GILBERT, RICHARD A	137	618 E Cedar Dr GWA	26,168	9/28/2023	26,168	8/28/2023
181	Bynum, Don & Peggy	58	304 Blue Sky Way GB	26,007	9/28/2023	25,742	8/28/2023
182	Sanger, Carl	218	200 Willow St GWA	25,839	9/28/2023	25,467	8/28/2023
183	Lincoln, Connie	255	101 Hideaway Cr GB	25,819	9/28/2023	25,791	8/28/2023
184	Spadaccini, Michael	59	308 Blue Sky Way GB	25,773	9/28/2023	25,511	8/28/2023
185	Keaton, George	242	606 Cedar Dr GWA	25,675	9/28/2023	25,672	8/28/2023
186	Prew, Shirley	168	101 N Greenwood GWA	25,514	2/28/2022	25,192	1/28/2022
187	Chamberlain, Annette	233	508 Elm Cr GWA	25,340	9/28/2023	25,072	8/28/2023
188	Wright, Earl & Judy	267	803 Panorama GEOLA	25,330	2/27/2023	25,190	1/27/2023
189	Reynolds, Sandy & Norma	159	111 N Greenwood GWA	25,230	9/28/2023	24,822	8/28/2023
190	King, Collins	25	560 Panorama GEOLA	25,095	9/28/2023	24,656	8/28/2023
191	Llano County Auditor	203	100 W SANDSTONE STE 200	25,020	9/28/2023	24,524	8/28/2023
192	Eakin, Darrell & Jan	199	205 Lake Loop GWA	24,878	9/28/2023	23,711	8/28/2023
193	Burrow, Lee	123	106 Stripper Haven GB	24,151	9/28/2023	22,591	8/28/2023
194	Stabeno, Suzanne	167	103 N Greenwood GWA	24,101	9/28/2023	24,101	8/28/2023
195	Henderson, M.F.	35	239 N Summit Tr GB	23,978	9/28/2023	23,781	8/28/2023

3G WSC

	A	B	C	D	E	F	G
196	MCLAUGHLIN, KEVIN & PAULA	300	101 Fox Run Cr GB	23,955	9/28/2023	23,927	8/28/2023
197	Desjardin, AJ & Dee	215	302 Elm Cr GWA	23,708	9/28/2023	23,707	8/28/2023
198	Lightfoot, John & Pat	32	101 Fox Run Cr GB	23,472	8/29/2022	23,465	7/29/2022
199	Dillon, Christian	270	710 Panorama GEOLA	23,125	9/28/2023	19,721	8/28/2023
200	Jones, Charlotte Kennedy	102	630 Golden Beach Dr GB	22,795	9/28/2023	22,785	8/28/2023
201	Nobles, William & Nicole	274	165 S Summit Tr GB	22,758	9/28/2023	22,758	8/28/2023
202	Gauman, Dennis & Janice	206	202 Cedar Dr GWA	22,717	9/28/2023	22,631	8/28/2023
203	Wheeler, James & Melinda	117	200 Striper Haven GB	22,685	9/28/2023	22,685	8/28/2023
204	Dieter, Fred & Evelyn	12	230 Panorama GEOLA	22,014	9/28/2023	21,673	8/28/2023
205	Andruk, Jason	52	200 Blue Sky Way GB	21,104	9/28/2023	20,906	8/28/2023
206	Crawford, Alan R	45	127 S Summit Tr GB	21,064	6/27/2022	21,064	5/27/2022
207	Wisdom, Ronnie	44	118 S Summit Tr GB	21,054	9/28/2023	20,702	8/28/2023
208	Bishop, Brian & Maureen	94	662 Golden Beach Dr GB	20,915	9/28/2023	20,823	8/28/2023
209	Faris, Tommy	272	111 S Mesquite GWA	20,746	9/28/2023	20,541	8/28/2023
210	Gibson, Vernon & Joyzelle	181	101 S Ridgeview GWA	20,349	9/28/2023	20,050	8/28/2023
211	Bible, E.J. & Linda	93	700 Golden Beach Dr GB	20,116	9/28/2023	20,072	8/28/2023
212	Acklen, Jim	141	110 Sycamore GWA	19,983	9/28/2023	19,714	8/28/2023
213	Angell, Wayne & Cindy	223	206 W Oak St GWA	19,957	9/28/2023	19,956	8/28/2023
214	BERNHARD, ROBERT & CAROL	149	125 Lakeview Dr GWA	19,865	9/28/2023	19,791	8/28/2023
215	Lieberwirth, Carl & Tracy	125	602 Cedar Dr GWA	19,606	9/28/2023	19,370	8/28/2023
216	Truong, Cuong	263	102 N Ridgeview GWA	19,031	9/28/2023	19,013	8/28/2023
217	Hastings, Paul	252	650 Panorama GEOLA	18,705	2/8/2022	18,411	1/28/2022
218	Rodriguez, Rebecca	71	144 Skylark Tr GB	18,635	9/28/2023	18,548	8/28/2023
219	Evans, Orvel	208	302 Cedar Dr GWA	18,557	9/28/2023	18,260	8/28/2023
220	HYDE, CAROLYN	61	314 BLUE SKY WAY GB	18,422	9/28/2023	18,417	8/28/2023
221	Shell, William & Donna	129	111 Lakeview Dr GWA	18,313	9/28/2023	18,300	8/28/2023
222	Metzner, Matthew & Brenda	161	110 N Greenwood GWA	18,245	9/28/2023	17,827	8/28/2023
223	EDWARDS, ERIC/DEBRA	296	132 S. SUMMIT TRAIL GB	18,208	9/28/2023	17,571	8/28/2023
224	DARR, DUANE/SHARI	310	103 CEDAR DR.GWA	17,448	9/28/2023	17,424	8/28/2023
225	Molnar, Beth	196	103 Cedar Dr GWA	17,333	6/28/2023	17,301	5/26/2023
226	Halliburton, Jo Beth	209	106 S Oak St GWA	16,385	9/28/2023	15,574	8/28/2023
227	Shipley, Gary & Bev	26	642 Panorama GEOLA	16,302	9/28/2023	15,626	8/28/2023
228	Jones, James E.	178	303 Elm Cr GWA	16,249	9/28/2023	16,110	8/28/2023
229	Butler, Michelle/KENNETH	249	201 Cedar Dr GWA	16,017	9/28/2023	15,792	8/28/2023
230	Anderson, Jonathan	277	235 N Summit Tr GB	15,248	9/28/2023	14,633	8/28/2023
231	McGrew, Kathy	84	327 Golden Beach GB	15,050	9/28/2023	14,747	8/28/2023
232	Huffman, Richard L.	224	201 W Oak St GWA	15,046	9/28/2023	14,976	8/28/2023
233	Veres, Greg & Christine	147	120 Lakeview Dr GWA	14,980	9/28/2023	14,454	8/28/2023
234	Teixeira, Maria	7	115 Geola GEOLA	14,526	9/28/2023	14,505	8/28/2023

3G WSC

	A	B	C	D	E	F	G
235	LONGBINE, MARK & SUSAN	67	107 STRIPER HAVEN GB	14,271	9/28/2023	14,148	8/28/2023
236	DESIKAN, RAJ	221	208 W Oak St GWA	14,144	9/28/2023	14,128	8/28/2023
237	Saur, Ray & Lorie	92	704 Golden Beach Dr GB	13,996	9/28/2023	13,996	8/28/2023
238	Thomas, Elise	103	624 Golden Beach Dr GB	13,367	9/28/2023	13,347	8/28/2023
239	Collison, Russell/Heather	91	706 Golden Beach Dr GB	13,331	9/28/2023	12,985	8/28/2023
240	Macdougall, Melissa	216	301 Willow St GWA	13,276	9/28/2023	13,105	8/28/2023
241	Ballew, Scott	11	120 Panorama GEOLA	13,185	9/28/2023	13,097	8/28/2023
242	Keery, Jennifer	254	118 Lakeview Dr GWA	12,960	9/28/2023	12,100	8/28/2023
243	Caskey, Kenneth	119	106 Bass Circle GB	12,457	9/28/2023	12,250	8/28/2023
244	Hagler, Glenn & Brenda	90	708 Golden Beach Dr GB	12,434	9/28/2023	12,417	8/28/2023
245	Ballard, Brad & Charlotte	69	313 Blue Sky Way GB	12,344	9/28/2023	12,344	8/28/2023
246	Bertram, Gene	214	210 Elm Cr GWA	12,028	9/28/2023	11,819	8/28/2023
247	Reynolds, David	174	108 S Greenwood GWA	11,908	9/28/2023	11,487	8/28/2023
248	Roberts, Shannon	234	510 Elm Cr GWA	11,097	9/28/2023	10,956	8/28/2023
249	Shiple, Robert & Dana	106	586 Golden Beach Dr GB	10,893	9/28/2023	10,564	8/28/2023
250	PORTER, STEVEN & THERESA	126	601 Cedar Dr GWA	10,889	9/28/2023	10,889	8/28/2023
251	Sun, Yan	258	562 Golden Beach Dr GB	10,817	9/28/2023	10,817	8/28/2023
252	Morgan, Randal & Tracy	184	110 N Ridgeview GWA	10,764	9/28/2023	10,764	8/28/2023
253	Kimmons, Ken & Faye	163	107 N Greenwood GWA	10,647	9/28/2023	10,633	8/28/2023
254	Maus, Evelyn	211	108 S Oak St GWA	10,509	9/28/2023	10,409	8/28/2023
255	Lempar, Mike & James	109	526 Golden Beach Dr GB	9,901	9/28/2023	9,622	8/28/2023
256	Wilbourn, Dennis & Connie	77	122 Skylark Tr GB	9,869	9/28/2023	9,695	8/28/2023
257	Townsend, Clay	130	113 Lakeview Dr GWA	9,099	9/28/2023	9,061	8/28/2023
258	Llano County Auditor	243	RR261 Library Parking GWA	9,010	9/28/2023	8,737	8/28/2023
259	Reese, Brandon & Julie	280	184 S Summit GB	8,766	9/28/2023	8,757	8/28/2023
260	Campbell, Allen	264	104 N Ridgeview GWA	8,537	9/28/2023	8,526	8/28/2023
261	MOLNAR, BETH	311	105 N. GREENWOOD DR. GWA	8,410	9/28/2023	7,891	8/28/2023
262	Mueller, Andrew Scott	238	504 Cedar Dr GWA	8,231	9/28/2023	8,205	8/28/2023
263	HYDE, CAROLYN	62	316 BLUE SKY WAY GB	8,130	9/28/2023	8,130	8/28/2023
264	Richardson, Lisa & Mark	16	450 Panorama GEOLA	8,041	9/28/2023	7,938	8/28/2023
265	Bulkley, Virginia & Ralph	118	104 Bass Circle GB	7,964	9/28/2023	7,918	8/28/2023
266	HEALY, PAIGE	301	104 BASS CIRCLE	7,619	5/17/2023	7,341	4/27/2023
267	Blackard, Julie	253	144 Lakeview Dr GWA	7,330	9/28/2023	7,205	8/28/2023
268	Swanson, Rusty	260	135 Skylark Tr GB	7,258	9/28/2023	7,258	8/28/2023
269	Gentsch, Craig	30	304 N Summit Tr GB	7,225	9/28/2023	7,056	8/28/2023
270	Bernhardt Jr, Frank S	278	511 Golden Beach Dr GB	6,923	9/28/2023	6,499	8/28/2023
271	JOHNSON, J./I. CONANT	281	608 E. CEDAR DR. GWA	6,765	9/28/2023	6,587	8/28/2023
272	Hyde, R.C.	63	100 Hideaway Cr GB	6,728	9/28/2023	3,084	8/28/2023
273	BERRY, TIM L.	222	204 Willow St GWA	6,677	9/28/2023	5,937	8/28/2023

3G WSC

	A	B	C	D	E	F	G
274	DIETRICH, DWAYNE	288	638 GOLDEN BEACH DR.	6,671	9/28/2023	5,922	8/28/2023
275	Keegan, Patty	207	204 Cedar Dr GWA	6,624	9/28/2023	6,608	8/28/2023
276	Keith, Larissa	164	105 N Greenwood GWA	6,592	6/28/2023	6,283	5/26/2023
277	Fisher, Rodney & Pat	51	100 Blue Sky Way GB	6,202	9/28/2023	6,119	8/28/2023
278	DUKES, SCOTT C/PATRICIA W	297	205 Panorama GEOLA	6,080	9/28/2023	6,077	8/28/2023
279	Rothhammer,Debbie/Michael	9	205 Panorama GEOLA	6,000	7/29/2022	6,000	6/27/2022
280	Mauer, Michael	226	502 Willow St GWA	5,437	9/28/2023	5,435	8/28/2023
281	MIRACLE, MARILYN	251	106 S RIDGEVIEW GWA	5,080	9/28/2023	4,901	8/28/2023
282	Miller, Tara & Mike	231	405 Willow St GWA	4,890	9/28/2023	4,515	8/28/2023
283	Tinsley, Reed & Suan	116	205 Striper Haven GB	4,827	9/28/2023	4,820	8/28/2023
284	Heer, William	37	222 N Summit Tr GB	4,345	9/28/2023	4,291	8/28/2023
285	Padgett, Branden &Shannon	170	106 S Greenwood GWA	4,271	9/28/2023	4,101	8/28/2023
286	Layton, Chris & Amy	275	124 S Summit Tr GB	3,401	9/28/2023	3,400	8/28/2023
287	Geola POA Park	241	Panorama GEOLA	3,349	9/28/2023	3,349	8/28/2023
288	Dyke, Dennis K.	200	204 Lake Loop GWA	3,138	9/28/2023	3,113	8/28/2023
289	S Breeze Custom Homes LLC	279	132 S. SUMMIT TRAIL GB	3,092	6/27/2022	893	5/27/2022
290	Cargil, LaShelle	135	614 Cedar Drive GWA	3,010	9/28/2023	3,010	8/28/2023
291	Jacks, Robert	160	109 N Greenwood GWA	2,932	9/28/2023	2,733	8/28/2023
292	Blackwell, Jesse T.	133	608 E Cedar Dr GWA	2,816	12/27/2021	2,611	11/29/2021
293	Stolt, John & Julie	55	208 Blue Sky Way GB	2,715	9/28/2023	2,698	8/28/2023
294	Bernhard, Milton	219	202 Willow St GWA	2,550	9/28/2023	2,534	8/28/2023
295	MCKINNEY, LANELL	292	102 N. GREENWOOD	1,982	9/28/2023	1,056	8/28/2023
296	Torres, Juan & Armandina	6	120 Geola GEOLA	1,116	9/28/2023	1,016	8/28/2023
297	Rauschuber, Don & Bev	107	646 Panorama GEOLA	822	9/28/2023	154	8/28/2023
298	LOPEZ, JORGE	291	314 N. SUMMIT TRAIL	777	9/28/2023	22	8/28/2023
299	CONANT, I./I. JOHNSON	293	610 E. CEDAR DR.	733	9/28/2023	726	8/28/2023
300	Boswell Park (GAPOA)	197	Lakeview Dr GWA	582	9/28/2023	582	8/28/2023
301	Bilinski, Alexis & Irina	162	108 N Greenwood GWA	273	9/28/2023	273	8/28/2023
302	Tullos, David & Barbara	49	193 Summit Tr GB	194	9/28/2023	-43	8/28/2023
303	Sweeney, Michele	97	557 Golden Beach Dr GB	53	9/28/2023	53	8/28/2023
304	Stephens, Randi Lee	146	121 Lakeview Dr GWA	1	9/28/2023	1	8/28/2023
305	Zgabay, Marvin	220	210 W Oak St GWA	1	9/28/2023	1	8/28/2023
306	Taylor, John	239	108 N Ridgeview GWA	1	9/28/2023	1	8/28/2023
307	Duncan, Philip & Ann	271	Lot 227 Striper Haven GB	1	9/28/2023	1	8/28/2023
308	Shires, Craig	273	Lot #93 GB	1	9/28/2023	1	8/28/2023
309	RODRIGUEZ, REBECCA	283	137 SKYLARK TRAIL	0	9/28/2023	0	8/28/2023
310	RODRIGUEZ, REBECCA	284	139 SKYLARK TRAIL	0	9/28/2023	0	8/28/2023
311	EDWARDS, ERIC L.	302	6400 RANCH RD 261	0	9/28/2023	0	8/28/2023
312	All Customers						

Patrick King

Subject:

FW: Meter costs / PGMS

From: Gary Faber <fluidmeter@gmail.com>
Sent: Wednesday, October 04, 2023 2:41 PM
To: Patrick King <pck@pgms.net>
Cc: Tim Young <timothy@pgms.net>
Subject: Re: Meter costs / PGMS

I can sell you 5/8"x 3/4" Neptune T-10 meters, direct read for \$95.00. I can sell them for \$90.00 for a quantity of 100 meters per order.

For AMI or AMR quotes it gets a little complicated, I will need all the water district info and number of meters you need for each district.

Average cost per meter \$300.00 plus engagement fee and monthly fees.

Thanks

Gary

On Tue, Oct 3, 2023 at 2:15 PM Patrick King <pck@pgms.net> wrote:

Hello Gary; Can you tell me the going price for a 5/8" x 3/4" meter, both self read and auto read. Also, let me know if there are quantity discounts offered.

Thank you Sir!,

Patric

Patrick King

Subject: FW: Quote for meters

From: Camarillo, Jorge <Jorge.Camarillo@coreandmain.com>
Sent: Wednesday, October 04, 2023 7:19 AM
To: Patrick King <pck@pgms.net>
Subject: RE: Quote for meters

Good morning Patrick,

The plastic T10 water meters normally sell for \$174.19 ea.
Order 100 or more and a 20% discount is applied making them \$139.35 ea.

Thank you,

Jorge Camarillo
Inside Sales Specialist

PO Box 1360
1100 Porter St.
Kyle, TX. 78640
512 268.3000 off.
512 268.3500 fax

Core & Main, LP

Formerly HD Supply Waterworks, LTD

10/3/2023

4:57:21PM

Reprinted for: 9/30/2023

Directors Report

3G WATER SUPPLY CORP.

Water Pumped This Month	1,528,700 Gallons
Water Sold This Month	1,065,640 Gallons
Water Used for Fire and Flushing Line	234,870 Gallons
Water Loss	228,190 Gallons
Water Loss (%)	14.93 %

	Amount (\$)	# Of Accounts
Total Water	21,945.83	271
Total Late Charge	161.98	29
Total Reconnect Fee	50.00	1
Total Adjustments	(304.33)	5
Total CareFlite	236.00	236
Total Current Charges	22,089.48	273

Amount Past Due 1-30 Days	1,551.40	22
Amount Past Due 31-60 Days	0.00	
Amount Past Due Over 60 Days	137.00	1
Amount Of Overpayments/Prepayments	(5,147.36)	51
Total Receivables	18,630.52	271

Total Receipts On Account	25,702.99	239
Net Change in Memberships	0.00	0
Amount of All Memberships	96,219.18	276
Amount of All Deposit 2	2,311.83	16
Turned Off Accounts (Amount Owed)	248.00	13
Collection Accounts (Amount Owed)	-16.50	24
Number Of Unread (Turned On) Meters		
Average Usage For Active Meters	3,726	286
Average Water Charge For Active Meters	80.98	271

Usage Groups	Gallons	# Of Accounts	Usage	Gallons	% Of Usage	% Of Sales
Over 50,000		0	0		0.00	0.00
40,001-50,000		0	0		0.00	0.00
30,001-40,000		2	70,480		6.61	4.10
20,001-30,000		3	67,640		6.35	3.64
10,001-20,000		20	277,180		26.01	14.99
8,001-10,000		6	54,570		5.12	3.13
6,001-8,000		19	130,890		12.28	7.91
4,001-6,000		43	204,760		19.21	13.53
2,001-4,000		66	192,090		18.03	19.25
1-2,000		88	68,030		6.38	25.90
Zero Usage		39	0		0.00	7.54
Total Meters		286	1,065,640		100.00	100.00

10/3/2023

4:57:21PM

Reprinted for:

9/30/2023

Directors Report

3G WATER SUPPLY CORP.

Monthly Reconciliation

Ending Receivables (Last Month)		22,244.03
Sales this Month	+	22,393.81
Adjustments this Month		-304.33
Less Payments this Month	-	<u>25,702.99</u>
	=	18,630.52
Total Receivables		18,630.52
Ending Memberships (Last Month)		98,531.01
Changes this Month		<u>0.00</u>
	=	98,531.01
Total Memberships		98,531.01

10/3/2023

4:56:41PM

Reprinted for: 9/30/2023

Route 1 Totals Report - Greenwood Acres

3G WATER SUPPLY CORP.

Water Pumped This Month	1,528,700 Gallons
Water Sold This Month	435,340 Gallons
Water Used for Fire and Flushing Line	864,360 Gallons
Water Loss	229,000 Gallons
Water Loss (%)	14.98 %

	Amount (\$)	# Of Accounts
Total Water	9,390.91	125
Total Late Charge	28.00	5
Total Adjustments	(60.68)	1
Total CareFlite	110.00	110
Total Current Charges	9,468.23	125
Amount Past Due 1-30 Days	223.76	6
Amount Past Due 31-60 Days	0.00	
Amount Past Due Over 60 Days	137.00	1
Amount Of Overpayments/Prepayments	(2,820.65)	22
Total Receivables	7,008.34	127

Total Receipts On Account	11,367.34	114
Net Change in Memberships	0.00	0
Amount of All Memberships	45,150.00	129
Amount of All Deposit 2	800.00	5
Turned Off Accounts (Amount Owed)	107.00	6
Collection Accounts (Amount Owed)	-16.50	8
Number Of Unread (Turned On) Meters		
Average Usage For Active Meters	3,273	133
Average Water Charge For Active Meters	75.13	125

Usage Groups	Gallons	# Of Accounts	Usage Gallons	% Of Usage	% Of Sales
Over 50,000		0	0	0.00	0.00
40,001-50,000		0	0	0.00	0.00
30,001-40,000		0	0	0.00	0.00
20,001-30,000		1	23,420	5.38	2.97
10,001-20,000		6	70,980	16.30	9.15
8,001-10,000		5	44,980	10.33	6.04
6,001-8,000		9	63,100	14.49	8.88
4,001-6,000		20	92,980	21.36	14.82
2,001-4,000		35	101,710	23.36	23.53
1-2,000		44	38,170	8.77	30.46
Zero Usage		13	0	0.00	4.15
Total Meters		133	435,340	100.00	100.00

10/3/2023

4:55:22PM

Reprinted for:

9/30/2023

Route 2 Totals Report - Golden Beach

3G WATER SUPPLY CORP.

Water Pumped This Month	598,000 Gallons
Water Sold This Month	457,610 Gallons
Water Used for Fire and Flushing Line	168,800 Gallons
Water Loss	-28,410 Gallons
Water Loss (%)	-4.75 %

	Amount (\$)	# Of Accounts
Total Water	9,420.99	112
Total Late Charge	83.72	14
Total Reconnect Fee	50.00	1
Total Adjustments	(213.65)	3
Total CareFlite	99.00	99
Total Current Charges	9,440.06	114
Amount Past Due 1-30 Days	755.35	8
Amount Past Due 31-60 Days	0.00	
Amount Past Due Over 60 Days	0.00	
Amount Of Overpayments/Prepayments	(1,862.45)	25
Total Receivables	8,332.96	111

Total Receipts On Account	11,566.87	100
Net Change in Memberships	0.00	0
Amount of All Memberships	39,544.18	114
Amount of All Deposit 2	611.83	5
Turned Off Accounts (Amount Owed)	141.00	6
Collection Accounts (Amount Owed)	0.00	8
Number Of Unread (Turned On) Meters		
Average Usage For Active Meters	3,878	118
Average Water Charge For Active Meters	84.12	112

Usage Groups	Gallons	# Of Accounts	Usage Gallons	% Of Usage	% Of Sales
Over 50,000		0	0	0.00	0.00
40,001-50,000		0	0	0.00	0.00
30,001-40,000		1	36,440	7.96	4.96
20,001-30,000		2	44,220	9.66	5.51
10,001-20,000		9	138,150	30.19	17.21
8,001-10,000		1	9,590	2.10	1.27
6,001-8,000		7	47,780	10.44	6.74
4,001-6,000		17	83,170	18.17	12.24
2,001-4,000		26	77,250	16.88	17.94
1-2,000		34	21,010	4.59	23.09
Zero Usage		21	0	0.00	11.04
Total Meters		118	457,610	100.00	100.00

10/3/2023

4:54:37PM

Reprinted for: 9/30/2023

Route 3 Totals Report - Geola

3G WATER SUPPLY CORP.

Water Pumped This Month	208,390 Gallons
Water Sold This Month	172,690 Gallons
Water Used for Fire and Flushing Line	8,100 Gallons
Water Loss	27,600 Gallons
Water Loss (%)	13.24 %

	Amount (\$)	# Of Accounts
Total Water	3,133.93	34
Total Late Charge	50.26	10
Total Adjustments	(30.00)	1
Total CareFlite	27.00	27
Total Current Charges	3,181.19	34
Amount Past Due 1-30 Days	572.29	8
Amount Past Due 31-60 Days	0.00	
Amount Past Due Over 60 Days	0.00	
Amount Of Overpayments/Prepayments	(464.26)	4
Total Receivables	3,289.22	33

Total Receipts On Account	2,768.78	25
Net Change in Memberships	0.00	0
Amount of All Memberships	11,525.00	33
Amount of All Deposit 2	900.00	6
Turned Off Accounts (Amount Owed)	0.00	1
Collection Accounts (Amount Owed)	0.00	8
Number Of Unread (Turned On) Meters		
Average Usage For Active Meters	4,934	35
Average Water Charge For Active Meters	92.17	34

Usage Groups	Gallons	# Of Accounts	Usage	Gallons	% Of Usage	% Of Sales
Over 50,000		0	0	0.00	0.00	
40,001-50,000		0	0	0.00	0.00	
30,001-40,000		1	34,040	19.71	13.80	
20,001-30,000		0	0	0.00	0.00	
10,001-20,000		5	68,050	39.41	25.83	
8,001-10,000		0	0	0.00	0.00	
6,001-8,000		3	20,010	11.59	8.52	
4,001-6,000		6	28,610	16.57	13.55	
2,001-4,000		5	13,130	7.60	10.37	
1-2,000		10	8,850	5.12	20.74	
Zero Usage		5	0	0.00	7.18	
Total Meters		35	172,690	100.00	100.00	

ADJUSTMENTS

Tuesday, October 3, 2023
 Reprinted for: 9/30/2023
3G WATER SUPPLY CORP.

12:18:01PM

Reprinted For: 9/30/23

Page 1 of 1

ACCT. #	NAME	CODE	AMOUNT	APPROVAL	DATE
44	Wisdom, Ronnie	1	(\$112.46)		9/25/23
78	Jackson, Sheila	1	(\$71.19)		9/30/23
85	Reed, Carla	1	\$0.00		9/30/23
233	Chamberlain, Annette	1	(\$60.68)		9/20/23
	4 Total Adjustments		(\$244.33)	For Adjustment 1	
240	Golden Beach POA Park	28	(\$30.00)	LN	9/30/23
POA Adjustment-LN					
241	Geola POA Park	28	(\$30.00)	LN	9/30/23
POA Adjustment-LN					
	2 Total Adjustments		(\$60.00)	For Adjustment 28	

- 1. (244.33) Adjustment for mis-read meter
- 28. (60.00) Adjustment for poa park

6 Accounts 6Total Adjustments (\$304.33)

All Customers

***** Professional General Management

3G WSC

Flush Log										Sept. 2023	
Route	Site	Address	Flush Duration (Minutes)	Outlet Size (Inches)	Average Flow (GPM)	Water Flushed (Gallons)	Cl2 Residual (mg/L)	Date	Operator		
RTE 1	1	221 lake loop	20.0	2.0	80	1,600	2.10	9/6/2023	wjk		
	2	221 lake loop	20.0	2.0	80	1,600	2.20	9/27/2023			
	3										
	4										
	5	plant process water				45,850		9/30/2023	wjk		
	6										
Greenwood Acres - RTE 1 - Flush Total:											
RTE 2	1	blue sky way	20.0	2.0	80	1,600	2.30	9/13/2023	wjk		
	2										
	3										
	4										
	5										
	6										
Golden Beach - RTE 2 - Flush Total:											
RTE 3	1	hwy 261	15.0	2.0	80	1,200	2.10	9/20/2023	wjk		
	2	flush valve for samples	30.0	2.0	80	2,400	2.30	9/24/2023	wjk		
	3										
	4										
	5										
	6										
Geola - RTE 3 - Flush Total:											
Totals			105.0			3,600					
Averages			21.0	2.0	80	54,250	2.20				
Maximums			30.0	2.0	80	45,850	2.30				6
Minimums			15.0	2.0	80	1,200	2.10				

3G WSC


Additional Flush Log										<Month Year>	
Route	Site	Address	Flush Duration (Minutes)	Outlet Size (Inches)	Average Flow (GPM)	Water Flushed (Gallons)	Cl2 Residual (mg/L)	Date	Operator		
RTE 1	1										
	2										
	3										
	4										
	5										
	6										
Greenwood Acres - RTE 1 - Flush Total:							N/A				
RTE 2	1										
	2										
	3										
	4										
	5										
	6										
Golden Beach - RTE 2 - Flush Total:							N/A				
RTE 3	1										
	2										
	3										
	4										
	5										
	6										
Geola - RTE 3 - Flush Total:							N/A				
Totals			N/A	N/A	N/A	N/A	N/A				
Averages			N/A	N/A	N/A	N/A	N/A				
Maximums			N/A	N/A	N/A	N/A	N/A				
Minimums			N/A	N/A	N/A	N/A	N/A				
								Sites	0		

3G WSC

		Leak Log					Sept. 2023	
Route	Site	Location	Leak Duration (Days/Hours)	Leak Size (Inches)	Water Lost (Gallons)	Date	Operator	
RTE 1	1	lake loop	30 days	0.2	8,920	9/1/2023	wjk	
	2							
	3							
	4							
	5							
	6							
Greenwood Acres - RTE 1 - Water Loss Total:					8,920			
RTE 2	1	193 N. Summit	awhile	0.1	167,200	9/11/2023	wjk	
	2							
	3							
	4							
	5							
	6							
Golden Beach - RTE 2 - Water Loss Total:					167,200			
RTE 3	1	115 geola	2 days ?	0.1	4,500	9/22/2023	wjk	
	2							
	3							
	4							
	5							
	6							
Geola - RTE 3 - Water Loss Total:					4,500			
Totals					180,620			
Averages					60,207			
Maximums					167,200			
Minimums					4,500			
						Sites	3	

A	B	C	D	E	F	G	H
1		3GWSC PAST DUE/TURN OFF LIST OCTOBER 2023					
2	Acct # Name	current	31-60	Last pymt	Last pay date	total	Comments
3	2 Lloyd, Michael	71.59	86.47	177.10	8/7/2023	158.06	Schedule turn off
4	5 Barrios, Theima	71.00	66.00	143.50	8/28/2023	137.00	Schedule turn off
5	20 Anderson, Elvis & Pamela	71.00	66.00	71.78	8/30/2023	137.00	Schedule turn off
6	27 Calicott, Travis L.	74.12	66.00	87.94	8/9/2023	140.12	Schedule turn off
7	41 Williamson, Norma J.	71.00	69.58	82.37	9/7/2023	140.58	Schedule turn off
8	59 Spadaccini, Michael	70.00	71.44	65.00	8/14/2023	141.44	Schedule turn off
9	111 Holloway, Darrell	71.00	59.50	143.50	8/7/2023	130.50	Schedule turn off
10	118 Bulkley, Virginia & Ralph	70.00	60.00	63.50	8/9/2023	130.00	Schedule turn off
11	154 Dillard, Mary Jane	71.00	65.64	171.40	8/4/2023	136.64	Schedule turn off
12	175 Johnson, Ricky	66.00	1.00	65.00	9/7/2023	67.00	Schedule turn off
13	268 Finch, Mae E	71.00	66.00	66.00	8/21/2023	137.00	Schedule turn off
14	281 JOHNSON, J./I. CONANT	66.00	13.64	66.00	9/15/2023	79.64	Schedule turn off
15	305 LEAL, ALEX	71.00	66.00	71.00	8/30/2023	137.00	Schedule turn off
16	306 PAYNE, JERREMY	129.21	50.72	150.00	9/7/2023	179.93	Schedule turn off
17		1,043.92	807.99	1,424.09		1,851.91	
18		Scheduled turn off 10/11/2023					

[Reports \(/3gwater/report\)](/3gwater/report)
 [Administrators \(/3gwater/administrator\)](/3gwater/administrator)
 [Customers \(/3gwater/customer\)](/3gwater/customer)
[Settings \(/3gwater/application\)](/3gwater/application)
[Payments \(/3gwater/report/transactionssummary\)](/3gwater/report/transactionssummary)
[Log Off 3gwateradmin \(/3gwater/account/logoff\)](/3gwater/account/logoff)



Transaction Summary

Description: This report gives you an overview of customer payment activity during the specified date range. The results are broken down by how the transactions were conducted - Online Profiles (your customer logged in to make a payment), Automatic payments, QuickPay payments, Phone payments, and SMS payments - with the far right column showing totals across all payment types.

Date Range:

09/01/2023 to 09/30/2023

Load Report

	Profile	QuickPay	Automatic	Phone	SMS	POS	Total
Transaction Count	21	3	31	16	0	0	71
Amount Totals	\$1,989.53	\$385.02	\$2,630.90	\$2,237.32	\$0.00	\$0.00	\$7,242.77
Fee Totals	\$100.55	\$18.40	\$136.23	\$105.48	\$0.00	\$0.00	\$360.66
Donation Totals	\$0.00	--	--	--	--	--	\$0.00