

**3G Water Supply Corporation**  
**Notice of Annual Meeting of Board of Directors**

**NOTICE IS HEREBY GIVEN** that a meeting of the Board of Directors of 3G Water Supply Corporation will be held **Monday February 20, 2023**, commencing at **7 pm**, at its regular meeting place in the office at the water plant for **3G Water Supply Corporation, 504 Willow St, Buchanan Dam, Texas 78609**.

**MEETING AGENDA**

1. BOD Balloting Results / Tabulation
2. Approve Minutes from January 9, 2023 meeting
3. Financial Report – Collins King
  - Balance Sheet
  - Income & Expense Report
  - Invoice / Payment Review/Approval
4. PGMS Operations Report - PGMS
  - Directors Report
  - Usage by Route
  - Water Operations Report, Leaks, System Report, Account Summary
5. PGMS Significant Events
6. 2024 Budget Status – Collins King

Old Business:

1. Audit Subcommittee Report – Mark Richardson
2. Golden Beach Transmission line Subcommittee report – Jay Andruk

New Business:

1. 2023 Officer Elections

Public Comment:

Adjourn

At any time during the meeting, the Board of Directors may adjourn into closed, executive session with respect to one or more of the items listed above, in compliance with the applicable provisions of the Texas Open Meetings Act, Tex. Gov't Code Ann. ch. 551, subch. D, as amended (Sec. 551.071, consultation with attorney; Sec. 551.072, deliberation about real property; Sec. 551.073, deliberations about gifts and donations; Sec. 551.074, personnel matters; Sec. 551.076, deliberations about security devices; Sec. 551.086, economic development); and as otherwise authorized under the Open Meetings Act.

Nancy Stanford, 2022 BOD President

3G Water Supply Corporation  
January 9, 2023

**BOD Members Present:** Nancy Stanford, Annette Chamberlain, Collins King, EJ Bible, Jack Evans

**PGMS Meeting:** Patrick King & Tim Young  
Meeting called to order at 6:03 pm

**1. Approve December Meeting Minutes**

Motion made and seconded by Collins to accept December meeting minutes

**2. Financial Report –**

Collins went over December's Financial report.

Two bills we pay to TCEQ, the water system fee and regulatory assessment fee (based on water sales)

Materials for road repair were delivered Friday.

**Invoices**

Motion made to approve financials and pay invoices by EJ and seconded by Jack.

**3. Operations/ Director's Report**

Discussions ensued.

No coliforms found.

Possibly underestimated water loss last month

**PGMS Significant Events**

3G will be asking for an extension for needed requirements and will need an engineer.

Meters have been ordered and should be in soon and set up.

Meters have to be installed no matter the population count. TCEQ wants to know what time they were on and what time they went off.

Don Rauschuber is an engineer and is recommended by Patrick to hire him.

Motion was made to hire Mr. Rauschuber by Collins and seconded by EJ.

Discussions ensued about the cost of needed equipment for TCEQ requirements.

Turbidity meters will be needed.

VFD on pressure pumps but not on wells (5 hsp and shallow)

TCEQ-if there is a water tap at a house then we need to be able to serve them; no longer see them as "vacation" homes.

Emergency preparedness plan was mailed out in last bills.

Motion made to accept Operations Report by Collins and seconded by EJ.

**OLD BUSINESS**

Investment Policy through TRWA (Texas Rural Water Authority) can be adopted as our Investment Policy

Collins will take the lead and get the investment policy created.

Motion made to approve getting Investment Policy from TRWA by EJ and seconded by Jack

Golden Beach Water Supply still does not have quote but it is looking like going over land is going to be the preferable route for main transmission line.

**New Business**

Annual Meeting February 20<sup>th</sup>

2 new board positions (Annette's and EJ's)

Motion made to adjourn meeting at 7:10 and was seconded.

**Minutes Certification:**

Proposed minutes respectfully submitted,

Board Secretary/Recording Secretary \_\_\_\_\_ Date: \_\_\_\_\_

Approved by the Board of Directors on Date \_\_\_\_\_

Board Secretary \_\_\_\_\_ Date: \_\_\_\_\_

3G Water Supply Board of Directors Meetings  
February 2022-January 2023

Feb. 21, 2022, Monday Annual Meeting, 7:00 p.m.  
Mar. 14, 2022, Monday Regular Monthly Meeting, 7:00 p.m.  
Apr. 11, 2022, Monday Regular Monthly Meeting, 7:00 p.m.  
May 9, 2022, Monday Regular Monthly Meeting, 7:00 p.m.  
June 13, 2022, Monday Regular Monthly Meeting, 7:00 p.m.  
July 11, 2022, Monday Regular Monthly Meeting, 7:00 p.m.  
Aug. 8, 2022, Monday Regular Monthly Meeting, 7:00 p.m.  
Sept. 12, 2022, Monday Regular Monthly Meeting, 7:00 p.m.  
Oct. 10, 2022, Monday Regular Monthly Meeting, 7:00 p.m.  
Nov. 14, 2022, Monday Regular Monthly Meeting, 7:00 p.m.  
Dec. 12, 2022, Monday Regular Monthly Meeting, 7:00 p.m.  
Jan. 9, 2022, Monday Regular Monthly Meeting, 6:00 p.m.  
Feb.20, 2023, Monday Annual Meeting, 7:00 p.m.

All regular meetings held at:  
3G Office, 504 Willow St., Buchanan Dam, TX

3G Water Supply Corporation  
Balance Sheet  
As of January 31, 2023

	<u>Jan 31, 23</u>
<b>ASSETS</b>	
<b>Current Assets</b>	
<b>Checking/Savings</b>	
Checking, Prosperity Bank	161,683.75
Lone Star Capital 6443	14,389.64
Money Market, Prosperity	313,095.37
	<hr/>
<b>Total Checking/Savings</b>	489,168.76
	<hr/>
<b>Total Current Assets</b>	489,168.76
<b>Fixed Assets</b>	
Land	40,000.00
<b>Property &amp; Equipment</b>	
Accumulated Depreciation	-309,037.00
Electrical Upgrade Project	40,548.00
System Improvements	128,974.48
Property & Equipment - Other	260,228.05
	<hr/>
<b>Total Property &amp; Equipment</b>	120,713.53
	<hr/>
<b>Total Fixed Assets</b>	160,713.53
	<hr/>
<b>TOTAL ASSETS</b>	<b>649,882.29</b>
	<hr/> <hr/>
<b>LIABILITIES &amp; EQUITY</b>	
<b>Liabilities</b>	
<b>Current Liabilities</b>	
<b>Other Current Liabilities</b>	
Membership Fee Deposits	91,920.00
Renter's Deposits	1,250.60
	<hr/>
<b>Total Other Current Liabilities</b>	93,170.60
	<hr/>
<b>Total Current Liabilities</b>	93,170.60
	<hr/>
<b>Total Liabilities</b>	93,170.60
<b>Equity</b>	
Retained Earnings	462,901.98
Net Income	93,809.71
	<hr/>
<b>Total Equity</b>	556,711.69
	<hr/>
<b>TOTAL LIABILITIES &amp; EQUITY</b>	<b>649,882.29</b>
	<hr/> <hr/>

3G Water Supply Corporation  
Income and Expense  
January 2023

	Jan 23	Feb '22 - Jan 23
<b>Income</b>		
5% Late Charge	109.69	2,067.63
Careflight	222.00	2,623.95
Connect Fees	0.00	200.00
Insurance Refund	0.00	5,254.00
Interest Income	530.93	2,343.52
Membership Fees	350.00	6,750.00
Miscellaneous	0.00	50.00
NSF Fee	0.00	150.00
Parts and Supplies Sold	0.00	8,710.00
Reimbursements	0.00	7,844.00
Road Crossing	0.00	350.00
Water Releases	0.00	163.85
Water Sales	19,760.44	247,410.53
Water Taps	0.00	7,600.00
<b>Total Income</b>	<b>20,973.06</b>	<b>291,517.48</b>
<b>Gross Profit</b>	<b>20,973.06</b>	<b>291,517.48</b>
<b>Expense</b>		
<b>Administrative Expenses</b>		
Answering Service	29.87	371.02
Bank Fees	10.00	786.10
Billing & Office Supplies	430.39	2,992.86
Careflight Customers	237.00	2,844.00
Dues/subscriptions	0.00	22.98
Internet	52.48	369.84
Membership Dues	400.00	950.00
Membership Refunds	0.00	1,079.14
Office Administration	1,979.82	22,440.96
Postage	194.22	2,352.44
Reconciliation Discrepancies	0.00	-162.09
Refund on closed acct.	0.00	279.00
Reimbursed Expenses	0.00	221.31
telephone services	0.00	2,019.42
<b>Total Administrative Expenses</b>	<b>3,333.78</b>	<b>36,566.98</b>
<b>Bad Debts</b>	<b>66.00</b>	<b>132.00</b>
<b>Insurance Expenses</b>		
Insurance	0.00	10,508.00
<b>Total Insurance Expenses</b>	<b>0.00</b>	<b>10,508.00</b>
<b>Payroll Expenses</b>		

1:43 PM  
02/14/23  
Cash Basis

3G Water Supply Corporation  
Income and Expense  
January 2023

	Jan 23	Feb '22 - Jan 23
Federal Unemployment Tax	0.00	84.00
Total Payroll Expenses	0.00	84.00
Professional Fees		
Annual Report	0.00	187.18
Customer Notices	0.00	204.10
Engineering Project fees	0.00	14,687.10
Total Professional Fees	0.00	15,078.38
Regulatory Fees		
Water System Fee	0.00	673.75
Total Regulatory Fees	0.00	673.75
System Expenses		
Chemicals	25.00	1,732.76
Chlorinator Maintenance	0.00	1,660.00
Communications	232.61	750.28
Electricity	470.81	4,919.14
Equipment	0.00	2,799.46
Grounds Maintenance	253.11	1,768.11
Laboratory	82.74	3,461.86
Maintenance	0.00	842.31
Parts & Supplies	422.20	6,525.48
Replacement & Repair	3,996.29	29,607.72
Road Repair	7,025.00	14,050.00
Routine Operations	5,722.60	65,821.74
Waste Services	0.00	533.80
Well Monitoring	0.00	192.00
Total System Expenses	18,230.36	134,664.66
Total Expense	21,630.14	197,707.77
Net Income	-657.08	93,809.71



**3G WATER SUPPLY CORP.**

Date	Amount	Description	User Name	Balance
<b>Account # 301</b>			<b>HEALY, PAIGE</b>	
		104 BASS CIRCLE		
		Beginning Month Balance		68.77
1/23/2023	(\$68.77)	Payment - Credit Card		0.00
1/31/2023	\$70.01	Usage of 4,770 Water		70.01
<b>Account # 302</b>			<b>EDWARDS, ERIC L.</b>	
		6400 RANCH RD 261		
		Beginning Month Balance		0.00
<b>Account # 303</b>			<b>ROYAL PANORAMA ENTERPRISE</b>	
		7934 RR 261		
		Beginning Month Balance		0.00
1/12/2023	\$350.00			0.00
1/31/2023	\$65.00	Usage of 120 Water		65.00
Total Previous Charges	\$15,631.14			
Total Payments:	(\$20,092.13)			
Total Adjustments:	(\$90.42)			
Total Late Charge:	\$143.35			
Total Water:	\$19,196.46			
<b>Total CareFlite:</b>	<b>\$237.00</b>			
Total Memberships:	\$350.00			
<b>Total Change in Receivables: (\$605.74)</b>				

ENTERED  
2/14/23

All Customers  
Professional General Management





**Central Texas Electric Co-op**

P.O. Box 553 · Fredericksburg, Texas 78624-0553

A Touchstone Energy® Cooperative

Master Account	Billing Date
9587700	01/30/2023
<b>Total Due On or Before 02/20/2023</b>	
	<b>\$509.75</b>
<b>Bank Draft on 02/17/2023</b>	

Deadline reminder! February 24th is the deadline for CTEC Scholarship applications. Call any CTEC office for more information.

All CTEC offices will be closed February 20th for President's Day. Emergency crews will be available.

Fredericksburg (830) 997-2126      www.ctec.coop  
 Toll-Free (800) 900-CTEC (2832)  
 Pay By Phone Anytime Toll Free (877) 495-6842

12469 1 AB 0.507      5 12469  
 3-G WATER SUPPLY CORP      C-36  
 26550 RANCH ROAD 12 UNIT 1  
 DRIPPING SPRINGS TX 78620-4973



**ENTERED**  
 2/14/23

<b>Account No. 9587700</b>	Power Cost Pass-Thru	5657 kWh @ 0.0360	203.65
<b>Service: Electric - Commercial</b>	Transmission Cost Pass-Thru	5657 kWh @ 0.0140	79.20
Service Point: WELL/BUSINESS	Distribution Energy Charge	5657 kWh @ 0.0262	148.21
Service Dates: 12/28/2022 to 01/30/2023	Distribution Access Charge		39.00
Meter No. 1600307	<b>Account Total</b>		<b>470.06</b>
Current Reading	X 1		
Previous Reading	82575		
Total kWh Usage	76918		
kWh Used Last Year	5657		
	3937		

<b>Account No. 9571101</b>	Power Cost Pass-Thru	9 kWh @ 0.0360	0.32
<b>Service: Electric - Commercial</b>	Transmission Cost Pass-Thru	9 kWh @ 0.0140	0.13
Service Point: WATER PUMP	Distribution Energy Charge	9 kWh @ 0.0262	0.24
Service Dates: 12/29/2022 to 01/30/2023	Distribution Access Charge		39.00
Meter No. 2006225	<b>Account Total</b>		<b>39.69</b>
Current Reading	X 1		
Previous Reading	811		
Total kWh Usage	802		
kWh Used Last Year	9		
	0		

Return this Portion of Bill with Payment - Do Not Fold or Staple Items - Do Not Send Cash

3-G WATER SUPPLY CORP	Master Account	Invoice No.	Cycle	Page	Total Due On or Before 02/20/2023	<b>\$509.75</b>
	9587700	301	2	1 of 1	Bank Draft on 02/17/2023	

Visit [www.ctec.coop](http://www.ctec.coop) to sign up for Smarthub. Pay your bill and view your usage. Go Paperless!

Operation Round-Up is "Neighbors Helping Neighbors." Call any CTEC office to sign up.

Show Address Changes Below

\_\_\_\_\_  
 \_\_\_\_\_  
 \_\_\_\_\_

**CENTRAL TEXAS ELECTRIC CO-OP**  
 PO BOX 473  
 FREDERICKSBURG TX 78624-0473





Your Monthly Invoice

Account Summary

<b>New Charges Due Date</b>	<b>2/09/23</b>
Billing Date	1/16/23
Account Number	325-379-3682-013085-5
PIN	8237
Previous Balance	232.61
Payments Received Thru 12/19/22	-214.78
Thank you for your payment!	
Balance Forward	17.83
New Charges	242.19
<b>Total Amount Due</b>	<b>\$260.02</b>

JAN 24 2023



ENTERED 2/14/23

INTRODUCING SECURE PRO

Get peace of mind with anti-virus protection that defends against spyware, ransomware and malware on 35 devices. Included with new Frontier® Fiber.

business.frontier.com/secure

WAYS TO PAY YOUR BILL



frontier.com/signupforautopay



frontier.com/pay



800-801-6652



P.O. Box 211579 Eagan, MN 55121-2879

6790 0007 NO RP 16 01162023 NNNNNNYN 01 011644 0035

3 G'S WATER SUPPLY CORP 26550 RANCH ROAD 12 UNIT 1 DRIPPING SPRINGS TX 78620-4973



PAYMENT STUB

<b>Total Amount Due</b>	<b>\$260.02</b>
New Charges Due Date	2/09/23
Account Number	325-379-3682-013085-5
<b>Amount Enclosed</b>	<b>\$</b>

To change your billing address, call 1-800-921-8102

Mail Payment To:

FRONTIER PO BOX 740407 CINCINNATI, OH 45274-0407



631006325379368201308500000017830000260025



Date of Bill  
Account Number

1/16/23  
325-379-3682-013085-5

**CURRENT BILLING SUMMARY**

Local Service from 01/16/23 to 02/15/23

Qty Description	325/379-3682.0	Charge
<b>Basic Charges</b>		
2 OneVoice Nationwide		79.98
\$50.00 Discount through 04/25/23		
2 OneVoice Access Line		
2 Multi-Line Federal Subscriber Line Charge		18.40
Carrier Cost Recovery Surcharge		13.99
Private Line Service		10.40
2 Access Recovery Charge Multi-Line Business		6.00
Frontier Roadwork Recovery Surcharge		1.75
Other Charges-Detailed Below		14.00
TX State Universal Service Fund Surcharge		22.12
TX State Tel Sales Tax		10.33
Federal USF Recovery Charge		7.96
FCA Long Distance - Federal USF Surcharge		4.56
2 Llano County 911 Surcharge		1.00
Federal Excise Tax		.81
2 TX State 911 Equalization Surcharge		.12
<b>Total Basic Charges</b>		<b>191.42</b>
<b>Non Basic Charges</b>		
2 Federal Primary Carrier Multi Line Charge		23.98
Frontier Secure Business Security Pro Bundle		15.99
FCA Long Distance - Federal USF Surcharge		7.82
TX State Tel Sales Tax		1.98
TX State Sales Tax		1.00
<b>Total Non Basic Charges</b>		<b>50.77</b>
<b>Toll/Other</b>		
2 OneVoice Long Distance Inter		.00
<b>Total Toll/Other</b>		<b>.00</b>
<b>TOTAL</b>	<b>242.19</b>	

**CUSTOMER TALK**

We have partnered with WiMacTel to manage our directory assistance services. If you have any questions about the directory assistance service or billing, please use the following numbers: for your phone bill call 800-460-0756, and call 888-476-0881 for credit card billing.

Beginning January 1, 2023, the Federal USF Recovery Charge and the Frontier Long Distance Federal USF Surcharge are increasing from 28.9% to 32.6% of the taxable interstate and international portions of your phone bill. Both charges support the Universal Service Fund, which keeps local phone service affordable for all Americans by providing discounts on services to schools, libraries, and people living in rural and high-cost areas. Visit [frontier.com/regulatory-changes](http://frontier.com/regulatory-changes)

We have a new direct number for our business customers to reach Premium Tech Support. Please note the new number is: 866-442-0166.



**\*\* ACCOUNT ACTIVITY \*\***

Qty	Description	Order Number	Effective Dates	
1	Late Payment Fee		1/16	14.00
		325/379-3682		
	<b>Subtotal</b>		<b>Subtotal</b>	<b>14.00</b>

**Detail of Frontier Com of America Charges**

Toll charged to 325/379-3682

**Legend Call Types:**

- DD - Day
- DN - Night

**Caller Summary Report**

	Calls	Minutes	Amount
Main Number	26	69	.00
***Customer Summary	26	69	.00

**Caller Summary Report**

	Calls	Minutes	Amount
Intrastate	26	69	.00
***Customer Summary	26	69	.00

**4M UNLIMITED**

*James Milum*

751 Preston Rd  
Buchanan Dam, TX 78609  
Phone 512-755-3411

**PROPOSAL**

**DATE: 12/03/2022**

**TO: MARK LABOUNTY / PGMS  
3G WATER SUPPLY**

**FOR: ROAD REPAIR IN GOLDEN BEACH AND  
GREENWOOD ACRES**

DESCRIPTION	AMOUNT
17 road repair/patches in Golden Beach and Greenwood Acres subdivision.	
Approximately square footage of all 17 patches equals 690 square feet.	
Each patch, the existing asphalt will be saw cut to have straight, square edges, dirt cleaned out roughly 8" deep, compact the sub grade. Then we install 6" of state spec road base, compact base. Use tacking oil on edges of existing asphalt, install and compact new asphalt.	
we dispose of all spoils created for repairs and supply all labor, equipment, material, and labor including traffic control for project	
The price of the asphalt and base are going up 20% as of 1/1/23	
<b>Total</b>	<b>\$14050.00</b>
*If proposal is accepted, we require ½ down and ½ upon completion	

Thank you for your business!

Professional General Management Services, Inc.  
 26550 Ranch Road 12, Ste. 1  
 Dripping Springs, Texas 78620

## Invoice

Date	Invoice #
2/6/2023	073-105

Bill To:

3G Water Supply Corporation  
 504 Willow Street  
 Buchanan Dam, Texas 78609

**ENTERED**  
 2/14/23

Terms

Net 15

Work Order	Qty	Item Code	Description	Price Each	Amount	
Janaury 2023 Services	1	Routine Water Operations	Routine water Operations & Meter Reading	5,722.60	5,722.60	
	1	Office Administration	Basic Office Administration January 2023	1,901.24	1,901.24	
	2	BAC T Sample(s)		41.37	82.74	
	265	Billing Supplies	Billing Supplies	0.66	174.90	
		Postage cost	Postage + 15% Markup	474.65	474.65	
	432	Reproduction & facsimile	Meeting Materials and Administration	0.29	125.28	
	1	Answering Service (24 hour)	January 2023	29.87	29.87	
			Non - Routine Services			
	W.O. 01-2023-001	3	Operator	After hours - Leak repair @ 301 Elm Cir (1/1/23)	82.51	247.53
		3	Service Truck		23.46	70.38
W.O. 01-2023-002	1.5	Operator	Meet w/ contractor @ Water Plant (1/12/23)	55.01	82.52	
	1.5	Service Truck		23.46	35.19	
W.O. 01-2023-003	1	Operator	Customer request - re-read water meter @ 101 Hideaway Cr. GB (2/2/23)	55.01	55.01	
	1	Service Truck		23.46	23.46	
		Reimbursed Expenses	Office Depot receipt paid by CC (for 1099 Tax report) + 15% Markup	2.80	2.80	

I thank you for allowing PGMS to perform your water utility needs!

**Total**

\$9,028.17

**Balance Due**

\$9,028.17

Phone #	Fax #	E-Mail	Web Site
(512) 894-3322		gina@pgms.net	http://www.pgms.net





TEXAS COMMISSION ON ENVIRONMENTAL QUALITY

# INVOICE

COMPANY: 3G WSC  
ACCOUNT: 89911565

DETACH BOTTOM PORTION AND RETURN ORIGINAL COUPON WITH PAYMENT

PAGE 1

ACCOUNT NO.	INCLUDES PAYMENTS THROUGH:	COLL COST RECOVERY	LATE FEES	BALANCE DUE
89911565	JAN17, 23	0.00	0.00	1,138.25

INVOICE DATE	INVOICE NO.	DESCRIPTION	AMOUNT	BALANCE
JAN31, 23	RAF0011644	ANNUAL REGULATOR 11565 REGULATORY ASMT FY22	1,138.25	1,138.25

**RECEIVED**  
JAN 30 2023

BY: .....

**ENTERED**  
2/14/23

Please return the original coupon with payment. For questions concerning this fee, please call 512-239-6963.

1,138.25

See REVERSE SIDE for Explanation of Charges and TCEQ Contact Telephone Numbers.

PLEASE PAY THIS AMOUNT     
INCLUDE ACCOUNT NUMBER ON CHECK

JAN17, 23

DETACH THIS PORTION AND RETURN WITH CHECK OR MONEY ORDER PAYABLE TO:

ACCOUNT NO.	BALANCE DUE
89911565	1,138.25



TEXAS COMMISSION ON ENVIRONMENTAL QUALITY

CHECK HERE IF YOUR ADDRESS HAS CHANGED. PLEASE INDICATE ADDRESS CHANGE ON BACK

**INVOICES NOT PAID WITHIN 30 DAYS OF INVOICE DATE WILL ACCRUE PENALTIES**

3G WSC

26550 RANCH ROAD 12 UNIT 1

DRIPPING SPRINGS TX 78620-4973

0089911565 1533243 00001138250228232



**PAYMENT INFORMATION**

**INVOICES NOT PAID BY DUE DATE WILL ACCRUE PENALTIES**  
**DETACH PAYMENT COUPON FROM BOTTOM OF FORM AND RETURN WITH PAYMENT IN THE ENVELOPE ENCLOSED.**

Your check, certified check or money order should be made payable to the Texas Commission on Environmental Quality. Please include your account number on your check to ensure that payment is properly credited. You may also pay this account in full by credit card or electronic check using the following internet address: [www.tceq.texas.gov/epay/](http://www.tceq.texas.gov/epay/)

If you think your billing is wrong, or if you need more information about a transaction, please address your questions to:

Texas Commission on Environmental Quality  
 P.O. Box 13088 - MC214  
 Austin, Texas 78711-3088

In your correspondence, please give us the following information:

1. Your name and account number
2. The dollar amount of the suspected error
3. The date and reference number of the transaction(s) in question
4. Description of the suspected error

**The payment due date is 30 days from the invoice date. Penalty and interest charges assessed will be adjusted for fees not due. Failure to pay by the due date may result in return or denial of applications for licenses, permits, registrations, and certifications.**

For Accounting questions, please contact:

<b>Waste Fees</b>	(VCP, ILP, RLA, BYP) .....	512/239-0548
	(HWG, NWG, HWF, NWF) .....	512/239-6174
	(SWD, WMS, SWM) .....	512/239-0355
	(WMB, BLP, SDP, TOX) .....	512/239-0355
<b>Tier 2 Reporting</b>	(T2M, T2NM, T2PE) .....	512/239-0355
<b>Water Fees</b>	(GPS, GPW, PHS, RAF) .....	512/239-0366
	(BWM, CRW, RGR, STX ) .....	512/239-0366
	(CWQ, WQA, WWI, WWIR, EAP) .....	512/239-0366
	(WUF, WTR) .....	512/239-0366
<b>Air Fees</b>	(AEF, EIF, EIT) .....	512/239-0355
<b>Admin Penalties</b>	(CAV, DCP, WDV, WQV, QWV, BPF2) .....	512/239-0548
<b>Dry Cleaning Fees</b>	(DCR) .....	512/239-6174

For Technical questions & address changes, please contact the program via the email contact below:

<b>AEF</b> AIR EMISSIONS FEE	<a href="mailto:airfees@tceq.texas.gov">airfees@tceq.texas.gov</a>	<b>PHS</b> PUBLIC HEALTH SERVICE	<a href="mailto:Wufees@tceq.texas.gov">Wufees@tceq.texas.gov</a>
<b>BLP</b> WATERSHED MGMT. BENEF. LAND APPLI	<a href="mailto:WQ-ARPTeam@tceq.texas.gov">WQ-ARPTeam@tceq.texas.gov</a>	<b>RGR</b> RIO GRANDE WATERMASTER	<a href="mailto:watermaster@tceq.texas.gov">watermaster@tceq.texas.gov</a>
<b>BWM</b> BRAZOS WATER MASTER	<a href="mailto:brazoswm@tceq.texas.gov">brazoswm@tceq.texas.gov</a>	<b>RLA</b> RADIOACTIVE SUBSTANCE LICENSING FEE	<a href="mailto:radmat@tceq.texas.gov">radmat@tceq.texas.gov</a>
<b>BYP</b> RADIOACTIVE BY-PRODUCTS DISPOSAL	<a href="mailto:radmat@tceq.texas.gov">radmat@tceq.texas.gov</a>	<b>RAF</b> REGULATORY ASSESSMENT FEE	<a href="mailto:Wufees@tceq.texas.gov">Wufees@tceq.texas.gov</a>
<b>CAV</b> ADMIN PENAL. - AIR POLL	<a href="mailto:accrec@tceq.texas.gov">accrec@tceq.texas.gov</a>	<b>SDP</b> SURFACE DISPOSAL FEE	<a href="mailto:WQ-ARPTeam@tceq.texas.gov">WQ-ARPTeam@tceq.texas.gov</a>
<b>CRW</b> CONCHO RIVER WATERMASTER	<a href="mailto:conchowm@tceq.texas.gov">conchowm@tceq.texas.gov</a>	<b>STX</b> SOUTH TEXAS WATERMASTER	<a href="mailto:watermaster@tceq.texas.gov">watermaster@tceq.texas.gov</a>
<b>CWQ</b> CONSOLIDATED WATER QUALITY FEE	<a href="mailto:WQ-ARPTeam@tceq.texas.gov">WQ-ARPTeam@tceq.texas.gov</a>	<b>SWD</b> SOLID WASTE DISPOSAL FACILITIES	<a href="mailto:mwper@tceq.texas.gov">mwper@tceq.texas.gov</a>
<b>DCP</b> ADMIN PENAL. - DRY CLEANING	<a href="mailto:accrec@tceq.texas.gov">accrec@tceq.texas.gov</a>	<b>SWM</b> SOLID WASTE MEDICAL TRANSPORTER FEE	<a href="mailto:wasteval@tceq.texas.gov">wasteval@tceq.texas.gov</a>
<b>DCR</b> DRYCLEANING REGISTRATION FEE	<a href="mailto:dcreg@tceq.texas.gov">dcreg@tceq.texas.gov</a>	<b>T2M, T2NM, T2PE</b> TIER II CHEMICAL REPORTING	<a href="mailto:Tier2Help@tceq.texas.gov">Tier2Help@tceq.texas.gov</a>
<b>EIF</b> AIR INSPECTION FEE	<a href="mailto:airfees@tceq.texas.gov">airfees@tceq.texas.gov</a>	<b>TOX</b> TOXIC REPORTING FEE	<a href="mailto:toxic@tceq.texas.gov">toxic@tceq.texas.gov</a>
<b>GPS</b> GENERAL PERMIT STORMWATER FEE	<a href="mailto:SWPermit@tceq.texas.gov">SWPermit@tceq.texas.gov</a>	<b>VCP</b> VOLUNTARY CLEAN-UP	<a href="mailto:vcp@tceq.texas.gov">vcp@tceq.texas.gov</a>
<b>GPW</b> GENERAL PERMIT WASTEWATER FEE	<a href="mailto:WQ-ARPTeam@tceq.texas.gov">WQ-ARPTeam@tceq.texas.gov</a>	<b>WDV</b> ADMIN PENAL. - WASTE DISP.	<a href="mailto:accrec@tceq.texas.gov">accrec@tceq.texas.gov</a>
<b>HWF</b> HAZARDOUS WASTE FACILITIES	<a href="mailto:hwper@tceq.texas.gov">hwper@tceq.texas.gov</a>	<b>WMB</b> WATERSHED MGMT. BENEF. LAND USE	<a href="mailto:WQ-ARPTeam@tceq.texas.gov">WQ-ARPTeam@tceq.texas.gov</a>
<b>HWG</b> HAZARDOUS WASTE GENERATION	<a href="mailto:wasteval@tceq.texas.gov">wasteval@tceq.texas.gov</a>	<b>WMS</b> WATERSHED MGMT. SLUDGE HAULERS	<a href="mailto:wasteval@tceq.texas.gov">wasteval@tceq.texas.gov</a>
<b>ILP</b> INNOCENT LANDOWNER	<a href="mailto:vcp@tceq.texas.gov">vcp@tceq.texas.gov</a>	<b>WQV</b> ADMIN PENAL. - WATER QUAL.	<a href="mailto:accrec@tceq.texas.gov">accrec@tceq.texas.gov</a>
<b>NWF</b> NONHAZARDOUS WASTE FACILITY	<a href="mailto:hwper@tceq.texas.gov">hwper@tceq.texas.gov</a>	<b>WTR</b> WASTERWATER TRMT RESRCH. COUNCIL	<a href="mailto:ossf@tceq.texas.gov">ossf@tceq.texas.gov</a>
<b>NWG</b> NONHAZARDOUS WASTE GENERATION	<a href="mailto:wasteval@tceq.texas.gov">wasteval@tceq.texas.gov</a>	<b>WUF</b> WATER USE ASSESSMENT (WTR. RIGHTS)	<a href="mailto:wateruse@tceq.texas.gov">wateruse@tceq.texas.gov</a>

**EXPLANATION OF CHARGES**

The basis for each charge is identified by the facility, permit, application or other appropriate activity. The state fiscal year (FY) and the quarter of the year (QTR) to which the payment will be credited are shown where applicable. Delinquent fees are subject to a penalty of 5% per month for the first two months after the due date, after which an interest charge for CY 2023 of 8.50% per annum will be assessed. **In accordance with Government Code 2107.003(d), collection costs up to 30% may be assessed.**

TCEQ understands the account party may be a debtor in a pending bankruptcy proceeding. The portion of this invoice, if any, that represents pre-petition fees due is sent for informational purposes only and is not an attempt to recover a claim against the debtor. TCEQ will file an appropriate proof of claim with the bankruptcy court for such pre-petition fees. Any post-petition fees due and owing as shown on this invoice should be paid in accordance with this invoice.

TCEQ VIPP FORM AR41A1 09-24-2020

**TEXAS COMMISSION ON ENVIRONMENTAL QUALITY**  
 PO BOX 13089  
 AUSTIN TX 78711-3089

Note: TO CHANGE ACCOUNT NAME, A CORE DATA FORM MUST BE SUBMITTED.







Tim's Lawn and Landscape

407 N. River Oaks Dr.  
Burnet, Texas 78611

# Invoice

Date	Invoice #
1/9/2023	10313

<b>Bill To</b>
3G Water Supply Corp 504 Willow St. Buchanan Dam, Texas 78609

RECEIVED  
JAN 10 2023

BY: .....  
ENTERED  
2/14/23

P.O. No.	Terms	Project

Quantity	Description	Rate	Amount
	Misc. Mowing- 1/4/23 mow, edge trim well fields	220.00	220.00
	Misc. Mowing- mow, edge trim and blow off water plant 1/4/23	100.00	100.00

Make checks payable to Tim's Lawn

E-mail
Timslawn.landscape@gmail.com

**Total** \$320.00

ZEECON WIRELESS INTERNET  
 904 MAIN ST  
 MARBLE FALLS, TX 78654



RECEIVED  
 FEB 02 2023

# Invoice

3G WATER  
 3G WATER SUPPLY  
 504 WILLOW STEET  
 BUCHANAN DAM, TX 78609

Previous Payment Details		
Amount	Date Received	Balance Forward
\$52.48	Jan 13, 2023	\$22.48

**Contact Us:** Web: zeecon.com Phone: (830) 798-9388 Email: billing@zeecon.com

USERNAME	CUSTOMER ID	INVOICE DATE	INVOICE #	DUE DATE
jzubkus	2005995	02/01/2023	36595	02/25/2023
Description	Quantity	Rate	Amount	
5Mbps Internet Service ( Feb 01, 2023 - Feb 28, 2023 )	1	\$57.48	\$57.48	
Community Service Discount (Recurring)	1	-\$15.00	-\$15.00	
Late Fee	1	\$10.00	\$10.00	
<b>ENTERED</b> 2/14/23				
Thank You!	New charges:		\$52.48	
	Taxes:		\$0.00	
	Total for this invoice:		\$52.48	
	Balance forward:		\$22.48	
	Debits/charges after Feb 01:		\$0.00	
	Credits/payments after Feb 01:		\$0.00	
<b>Total balance as of Feb 01:</b>			<b>\$74.96</b>	

Please make checks payable to Zeecon Wireless Internet. Detach and include this with your payment.

Check this box if your address has changed and write your new address on the space below.

\_\_\_\_\_  
 \_\_\_\_\_  
 \_\_\_\_\_  
 \_\_\_\_\_

**DO NOT PAY :-)**  
**Your account is setup for autopay on the 5th day of the month.**

Account Summary (ID: 2005995)	
Username:	jzubkus
Invoice No.:	36595
Invoice Date:	Feb 01, 2023
Due Date:	Feb 25, 2023
Total Balance:	\$74.96
Amount Enclosed:	Automatically Billed

Addressee

Remit To

3g Water  
 3G Water Supply  
 504 Willow Steet  
 Buchanan Dam, TX 78609


Zeecon Wireless Internet  
 904 Main St  
 Marble Falls, TX 78654

# Professional General Management Services, Inc.

Water Utility Management, Project Management  
Planning, Training, Consulting

26550 Ranch Road 12, Suite 1 \* Dripping Springs, Texas 78620 \* (512) 894-3322 \* fax (512) 858-1414

## Memorandum

To: Nancy Stanford, President  
Governing Board of Directors  
3G Water Supply Corporation   
From: Patric C. King, General Management  
Subj: System Operations and Management Report  
Date: February 20, 2023

Dear President Stanford, et al.

Professional General Management Services, Inc. (PGMS, Inc.) is pleased to provide the following information relating to water system management for the period ending January 2023.

### I. Water Operations Report:

#### A. Water Accountability/Pumping Report.

Period Ending	Gallons Pumped (+)	Gallons Sold (-)	Gallons Flushed/Leaks (-)	Gallons Accounted For	Net Water Loss
Jan. 2023	939,200	646,360	132,912	779,272	159,928 (17.03%)
Feb. 2022	1,109,200	709,960	380,400	1,090,360	18,840 (1.7%)
Mar. 2022	1,111,900	707,840	280,200	988,040	123,860 (11.14%)
April 2022	1,397,000	962,510	118,474	1,080,984	316,016 (22.62%)
May 2022	1,381,000	914,790	51,160	965,950	415,160 (30.06%)
June 2022	1,738,300	1,298,660	77,140	1,375,800	362,500 (20.85%)
July 2022	1,828,400	1,487,750	222,365	1,710,115	118,285 (6.47%)
Aug. 2022	1,461,900	1,192,590	38,900	1,231,490	230,410 15.76%
Sept. 2022	1,102,900	905,230	37,000	942,230	160,670 (14.57%)
Oct. 2022	995,200	792,250	50,420	842,670	152,530 (15.33%)
Nov. 2022	919,200	703,340	99,076	728,290	116,784 (12.71%)
Dec. 2022	978,700	637,970	132,912	770,882	207,818 (21.23%)

(Gallons Pumped) - (Gallons sold) - (Estimated Gallons flushed)  
= (Net Water Loss) / Gallons pumped = Percentage water loss

(For frame of reference, a 5-gallon per minute leak over a 24-hour period totals 7,200 gallons/day, or 216,000/ month.)

**B. Water Leak & Repair Report.**

- 1) An itemized list of water loss from leaks and flushing is attached to this report. Total estimated gallons lost (leaks / flushing) but accounted for this period **132,912 Gallons.**
- 2) Loss Calculations: Although the “Directors Report” is accurate for the entire water system, water accountability for each route 1 through 3, continues to be in error due to the configuration of the water system. RVS Software has been contacted to see if this can be corrected within its software program, but has not come up with a solution at this time.

**C. System Report:**

**1. Monthly Bacteriological Testing.**

The routine monthly bacteriological sample (1 ea.) was submitted for testing this period resulting in no coliform organisms found.

**II. Systems' Accounts. Water Customer Account Summary. Below recaps dollars (\$\$) billed.**

		<b>Current Period (January 2023)</b>	<b># Of Accts.</b>		<b>Previous Period (December 2022)</b>	<b># Of Accts.</b>
1.	Active Connections	271				
2.	Water Billed (\$)	19,196.46	271		19,223.41	270
3.	Renters Deposit					
4.	CSI Fee					
5.	Late fees assessed	143.35	35		124..69	24
6.	Connect/Reconnect fees				100.00	2
7.	Adjustments (See adjustments report)	(90.42)	6		(174.36)	5
8.	Tap fees paid					
9.	Payment Plan					
10.	Regulatory assessments					
11.	Total Membership fees					
12.	Transfer Fee					
13.	Care Flight	\$ 237.00	237		\$ 237.00	237
14.	<b>Total current charges</b>	<b>\$ 19,486.39</b>	<b>271</b>		<b>\$ 19,510.74</b>	<b>271</b>

**III. Significant Events:**

**A. Status of TCEQ Violations.**

1. Engineer Don Rauschuber, P.E. and management plan to meet on sight on Wednesday, February 22, 2023, to survey the filtration system and controls that are now in place in order to verify what may be needed to comply with the TCEQ letter from TCEQ dated November 2, 2022.

2. We received a letter from TCEQ dated February 8, 2023, to indicate that formal enforcement action is not warranted at this time as previously indicated by letter dated September 28, 2022. This is in response to TCEQ's failure to recognize the Emergency Preparedness Plan was previously submitted. *(Please see attached TCEQ letter dated February 8, 2023).*

**B. Road Repairs Project.**

The road repairs have now been completed for the current time. Payment has been made totaling \$14,050 per the original quote. There were repairs to XXX new areas that was previously not quoted and resulting is an additional \$4,000.00. (See Invoice attached for locations).

**C. Generator Repairs.**

We have Mr. Bobby Sanford with Electric-S, poised to address the issue with the generator switchgear. Mr. Sanford is the representative for Generac Generators. This is a work in process at this time. *(Please see email chain dated February 10, 2023).*

**D. Obtain quotes for line Lake Crossing.**

Management met with Mr. David Lloyd with 4L Utilities, LLC. On February 17, 2023 to discuss obtaining a quote for replacement of the water line that ties in to Golden Beach Subdivision. Management continues to provide information to Mr. Lloyd so that he can provide an estimated cost. Mr. Lloyd was referred to 3G WSC by Director E.J. Bible.

**E. Public Notification Required by TCEQ.**

The required public notification was sent to each customer / member to address the increased requirements to monitor turbidity. *(See public notice attached).*

**F. New Chief Operator.**

With Mr. Mark LaBounty's retirement, management has retained the services of Mr. Joey Krueger to serve as Chief Operator for the Water System. Mr. Krueger along with Mr. Jay Evans are now on board. Both Individuals have multiple years of experience with surface and groundwater operations and holds a "B" level Certification with TCEQ.

Enclosures/ TCEQ Letter dated February 8, 2023  
Email chain w/ Electric-S dated February 10, 2023  
Required Public Notice re: Turbidity Monitoring, February 2023  
Systems Totals Report for January 2023 (three routes)  
Adjustments Report for January 2023  
Credit Card Usage Report, January 2023  
Past Due List, current

Jon Niermann, *Chairman*  
Emily Lindley, *Commissioner*  
Bobby Janecka, *Commissioner*  
Erin E. Chancellor, *Interim Executive Director*



## TEXAS COMMISSION ON ENVIRONMENTAL QUALITY

*Protecting Texas by Reducing and Preventing Pollution*

February 8, 2023

Ms. Nancy Stanford, President  
3G WATER SUPPLY CORPORATION  
134 Lakeview Drive  
Buchanan Dam, Texas 78609

Re: Review of Pending Enforcement Action for 3G WATER SUPPLY CORPORATION  
RN102977147; Docket No. 2022-1454-UTL-E; Enforcement Case No. 63265

Dear Ms. Stanford:

On September 23, 2022, the Texas Commission on Environmental Quality ("TCEQ") Enforcement Division informed you of the above-referenced pending enforcement action. This letter is to inform you that the TCEQ has completed its review of this matter., **Based on the information currently available, we have determined that formal enforcement action is not warranted against 3G WATER SUPPLY CORPORATION** at this time. As such, the violation documented in the Notice of Enforcement letter dated September 23, 2022 is resolved. Applicable TCEQ databases will be updated to reflect these changes.

We appreciate your cooperation in this matter and should you have any questions, please contact Mr. Carlos Flores of my staff at (915) 834-4964 or [carlos.flores@tceq.texas.gov](mailto:carlos.flores@tceq.texas.gov).

Sincerely,

A handwritten signature in cursive script that reads "Megan Hamilton".

Megan Hamilton, Manager  
Enforcement Division

MH/cf

cc: Mr. Timothy Young, General Manager, Professional General Management Services, Inc., 26550 Ranch Road 12, Suite 1, Dripping Springs, Texas 78620, via email at [timothy@pgms.net](mailto:timothy@pgms.net)

## Patrick King

---

**From:** bobby electric-s.com <bobby@electric-s.com>  
**Sent:** Friday, February 10, 2023 9:02 AM  
**To:** Patrick King  
**Cc:** jweverett123@gmail.com; Billyjoekrueger@hotmail.com; 'NJ Stanford'; 'Tim Young'  
**Subject:** Re: 3G water plant

I have three vendors looking at a replacement cost for the hydro-pneumatic system control panel  
I am scheduled next week to get the generator operational

Bobby Sanford

Bobby Sanford LLC dba Electric-S  
830-798-6001  
TECL #24567

Regulated by The Texas Department of Licensing and Regulation, P.O. Box 12157, Austin, Texas, 78711, 1-800-803-9202, 512-463-6599; website: [www.license.state.tx.us/complaints](http://www.license.state.tx.us/complaints)"

---

**From:** Patrick King <pck@pgms.net>  
**Sent:** Tuesday, February 7, 2023 10:28 AM  
**To:** bobby electric-s.com <bobby@electric-s.com>  
**Cc:** jweverett123@gmail.com <jweverett123@gmail.com>; Billyjoekrueger@hotmail.com <Billyjoekrueger@hotmail.com>; 'NJ Stanford' <nancy.jo.stanford@gmail.com>; 'Tim Young' <timothy@pgms.net>  
**Subject:** RE: 3G water plant

Sounds real good Bobby, please let me know how we can assist.

Patric

**From:** bobby electric-s.com <bobby@electric-s.com>  
**Sent:** Tuesday, February 07, 2023 7:01 AM  
**To:** Patric <pck@pgms.net>  
**Cc:** jweverett123@gmail.com; Billyjoekrueger@hotmail.com; NJ Stanford <nancy.jo.stanford@gmail.com>; Tim Young <timothy@pgms.net>  
**Subject:** Re: 3G water plant

I can go out and get the generator going on a T&M basis \$125.00 hr  
The Turner controller is no longer available The company is no longer doing business  
The parts are not interchangeable they are soldered in on a printed circuit board  
I am seeing what other sources we have for this  
While I'm on site we can check the remote wells

Bobby Sanford

Bobby Sanford LLC dba Electric-S  
830-798-6001  
TECL #24567

Regulated by The Texas Department of Licensing and Regulation, P.O. Box 12157, Austin, Texas, 78711, 1-800-803-9202, 512-463-6599; website: [www.license.state.tx.us/complaints](http://www.license.state.tx.us/complaints)"

---

**From:** Patric <[pck@pgms.net](mailto:pck@pgms.net)>  
**Sent:** Friday, February 3, 2023 9:03 AM  
**To:** bobby electric-s.com <[bobby@electric-s.com](mailto:bobby@electric-s.com)>  
**Cc:** [jweverett123@gmail.com](mailto:jweverett123@gmail.com) <[jweverett123@gmail.com](mailto:jweverett123@gmail.com)>; [billyjoekrueger@hotmail.com](mailto:billyjoekrueger@hotmail.com) <[billyjoekrueger@hotmail.com](mailto:billyjoekrueger@hotmail.com)>; NJ Stanford <[nancy.io.stanford@gmail.com](mailto:nancy.io.stanford@gmail.com)>; Tim Young <[timothy@pgms.net](mailto:timothy@pgms.net)>  
**Subject:** Re: 3G water plant

Bobby, I think we need these components to work as they are suppose to.

The previous operator also indicated there are two remote wells that are not communicating with the pump house. I think we also need to flush that issue out as well.

Please let me know an estimated costs to correct all this. Thank you for responding to these issues.

Patric

Sent from my iPad

On Feb 3, 2023, at 8:13 AM, bobby electric-s.com <[bobby@electric-s.com](mailto:bobby@electric-s.com)> wrote:

Issues I found during my visit yesterday 2/2/2023

Transfer switch contactor chattering when transferred to generator- resolved issue  
Under a load test where we transferred the plant to run off of the generator the voltage was very unbalanced

and the pump controllers would not operate properly

When I tested the generator running with no load transferred the voltages across each phase were the same.

I will need to troubleshoot the electrical system to fond out what is causing the unbalanced voltage while underload

It is usually a bonding issue but upon visual inspection the bonding seemed to be OK I will research further

I also noticed the left controller would throw a fault for a unbalanced load before starting but reset and start after the right hand pump started

If we fix the issue above it will resolve this issue as well

Both pumps come on when the lead pump is called for

Found both pump controller wires tied together via a light switch in the Turner Controller



I assume if we turn the switch off only one pump will come on but it will be the same pump every time since we do not alternate  
During operation I noticed the alternator switch inside of the controller never changed state, also the well pump alternator never switches over as well

There is a pump saver wired into the right hand controller, only protects this controller the left hand controller has no pump saver  
If we leave the pump saver in I would like it to protect the entire control circuit of the system

See pictures below

The plant is operational right now except for the generator I would like to return and fix this issue at the minimum with approval

Feel free to call me

Bobby Sanford


Bobby Sanford LLC dba Electric-S  
830-798-6001  
TECL #24567


Regulated by The Texas Department of Licensing and Regulation, P.O. Box 12157, Austin, Texas, 78711, 1-800-803-9202, 512-463-6599; website: [www.license.state.tx.us/complaints](http://www.license.state.tx.us/complaints)"

---

**From:** bobby electric-s.com <[bobby@electric-s.com](mailto:bobby@electric-s.com)>  
**Sent:** Friday, February 3, 2023 8:04 AM  
**To:** bobby electric-s.com <[bobby@electric-s.com](mailto:bobby@electric-s.com)>  
**Subject:** 3G water plant







2/7/2023

1:41:04PM

Reprinted for: 1/31/2023

# Directors Report

## 3G WATER SUPPLY CORP.

<b>Water Pumped This Month</b>	<b>939,200 Gallons</b>
<b>Water Sold This Month</b>	<b>646,360 Gallons</b>
<b>Water Used for Fire and Flushing Line</b>	<b>132,912 Gallons</b>
<b>Water Loss</b>	<b>159,928 Gallons</b>
<b>Water Loss (%)</b>	<b>17.03 %</b>

	<b>Amount (\$)</b>	<b># Of Accounts</b>
Total Water	19,196.46	271
Total Late Charge	143.35	28
Total Adjustments	(90.42)	6
Total CareFlite	237.00	237
<b>Total Current Charges</b>	<b>19,486.39</b>	<b>271</b>
Amount Past Due 1-30 Days	1,627.79	20
Amount Past Due 31-60 Days	137.00	2
Amount Past Due Over 60 Days	137.00	1
Amount Of Overpayments/Prepayments	(6,362.78)	54
<b>Total Receivables</b>	<b>15,025.40</b>	<b>267</b>

Total Receipts On Account	20,092.13	245
Net Change in Memberships	350.00	1
Amount of All Memberships	94,345.74	270
Amount of All Deposit 2	1,650.60	12
Turned Off Accounts (Amount Owed)	107.00	12
Collection Accounts (Amount Owed)	-16.50	14
Number Of Unread (Turned On) Meters		1
Average Usage For Active Meters	2,268	285
Average Water Charge For Active Meters	70.84	271

Usage Groups	Gallons	# Of Accounts	Usage Gallons	% Of Usage	% Of Sales
Over 50,000		0	0	0.00	0.00
40,001-50,000		1	46,120	7.14	3.17
30,001-40,000		0	0	0.00	0.00
20,001-30,000		0	0	0.00	0.00
10,001-20,000		7	85,540	13.23	5.37
8,001-10,000		2	17,420	2.70	1.15
6,001-8,000		10	67,960	10.51	4.71
4,001-6,000		28	137,560	21.28	10.46
2,001-4,000		68	192,070	29.72	23.03
1-2,000		121	99,690	15.42	40.97
Zero Usage		48	0	0.00	11.15
<b>Total Meters</b>		<b>285</b>	<b>646,360</b>	<b>100.00</b>	<b>100.00</b>

2/7/2023

1:41:04PM

Reprinted for:

1/31/2023

# Directors Report

3G WATER SUPPLY CORP.

## Monthly Reconciliation

Ending Receivables (Last Month)		15,631.14
Sales this Month	+	19,576.81
Adjustments this Month		-90.42
Less Payments this Month	-	20,092.13
		<hr/>
	=	15,025.40
Total Receivables		<b>15,025.40</b>
Ending Memberships (Last Month)		95,646.34
Changes this Month		350.00
		<hr/>
	=	95,996.34
Total Memberships		<b>95,996.34</b>

2/7/2023

1:38:32PM

Reprinted for:

1/31/2023

# Route 1 Totals Report

## 3G WATER SUPPLY CORP.

<b>Water Pumped This Month</b>	<b>939,200 Gallons</b>
<b>Water Sold This Month</b>	<b>274,300 Gallons</b>
<b>Water Used for Fire and Flushing Line</b>	<b>561,022 Gallons</b>
<b>Water Loss</b>	<b>103,878 Gallons</b>
<b>Water Loss (%)</b>	<b>11.06 %</b>

	Amount (\$)	# Of Accounts
Total Water	8,572.36	125
Total Late Charge	31.50	6
Total Adjustments	91.00	3
Total CareFlite	110.00	110
<b>Total Current Charges</b>	<b>8,804.86</b>	<b>125</b>
<hr/>		
Amount Past Due 1-30 Days	386.60	6
Amount Past Due 31-60 Days	66.00	1
Amount Past Due Over 60 Days	137.00	1
Amount Of Overpayments/Prepayments	(4,208.13)	22
<b>Total Receivables</b>	<b>5,186.33</b>	<b>127</b>

Total Receipts On Account	9,036.02	116
Net Change in Memberships	0.00	0
Amount of All Memberships	44,450.00	127
Amount of All Deposit 2	400.00	3
Turned Off Accounts (Amount Owed)	107.00	6
Collection Accounts (Amount Owed)	-16.50	4
Number Of Unread (Turned On) Meters		1
Average Usage For Active Meters	2,062	133
Average Water Charge For Active Meters	68.58	125

Usage Groups	Gallons	# Of Accounts	Usage	Gallons	% Of Usage	% Of Sales
Over 50,000		0		0	0.00	0.00
40,001-50,000		0		0	0.00	0.00
30,001-40,000		0		0	0.00	0.00
20,001-30,000		0		0	0.00	0.00
10,001-20,000		3		34,910	12.73	4.94
8,001-10,000		0		0	0.00	0.00
6,001-8,000		5		35,530	12.95	5.46
4,001-6,000		10		49,920	18.20	8.47
2,001-4,000		33		94,880	34.59	25.02
1-2,000		62		59,060	21.53	47.01
Zero Usage		20		0	0.00	9.10
<b>Total Meters</b>		<b>133</b>		<b>274,300</b>	<b>100.00</b>	<b>100.00</b>



2/7/2023

1:39:12PM

Reprinted for:

1/31/2023

# Route 2 Totals Report

## 3G WATER SUPPLY CORP.

<b>Water Pumped This Month</b>	<b>368,000 Gallons</b>
<b>Water Sold This Month</b>	<b>287,130 Gallons</b>
<b>Water Used for Fire and Flushing Line</b>	<b>3,150 Gallons</b>
<b>Water Loss</b>	<b>77,720 Gallons</b>
<b>Water Loss (%)</b>	<b>21.12 %</b>

	Amount (\$)	# Of Accounts
Total Water	8,261.62	112
Total Late Charge	75.10	15
Total Adjustments	(30.00)	1
Total CareFlite	99.00	99
<b>Total Current Charges</b>	<b>8,405.72</b>	<b>112</b>
<hr/>		
Amount Past Due 1-30 Days	725.35	10
Amount Past Due 31-60 Days	0.00	
Amount Past Due Over 60 Days	0.00	
Amount Of Overpayments/Prepayments	(1,822.52)	25
<b>Total Receivables</b>	<b>7,308.55</b>	<b>108</b>

Total Receipts On Account	8,831.41	101
Net Change in Memberships	0.00	0
Amount of All Memberships	38,720.74	111
Amount of All Deposit 2	750.60	5
Turned Off Accounts (Amount Owed)	0.00	5
Collection Accounts (Amount Owed)	0.00	6
Number Of Unread (Turned On) Meters		
Average Usage For Active Meters	2,454	117
Average Water Charge For Active Meters	73.76	112

Usage Groups	Gallons	# Of Accounts	Usage Gallons	% Of Usage	% Of Sales
Over 50,000		0	0	0.00	0.00
40,001-50,000		1	46,120	16.06	7.36
30,001-40,000		0	0	0.00	0.00
20,001-30,000		0	0	0.00	0.00
10,001-20,000		3	39,370	13.71	5.69
8,001-10,000		1	8,580	2.99	1.32
6,001-8,000		4	25,610	8.92	4.17
4,001-6,000		12	57,750	20.11	10.28
2,001-4,000		29	80,510	28.04	22.82
1-2,000		45	29,190	10.17	35.40
Zero Usage		22	0	0.00	12.95
<b>Total Meters</b>		<b>117</b>	<b>287,130</b>	<b>100.00</b>	<b>100.00</b>



2/7/2023

1:39:44PM

Reprinted for:

1/31/2023

# Route 3 Totals Report

## 3G WATER SUPPLY CORP.

<b>Water Pumped This Month</b>	<b>85,100 Gallons</b>
<b>Water Sold This Month</b>	<b>84,930 Gallons</b>
<b>Water Used for Fire and Flushing Line</b>	<b>2,800 Gallons</b>
<b>Water Loss</b>	<b>-2,630 Gallons</b>
<b>Water Loss (%)</b>	<b>-3.09 %</b>

	<b>Amount (\$)</b>	<b># Of Accounts</b>
Total Water	2,362.48	34
Total Late Charge	36.75	7
Total Adjustments	(151.42)	2
Total CareFlite	28.00	28
<b>Total Current Charges</b>	<b>2,275.81</b>	<b>34</b>
<hr/>		
Amount Past Due 1-30 Days	515.84	4
Amount Past Due 31-60 Days	71.00	1
Amount Past Due Over 60 Days	0.00	
Amount Of Overpayments/Prepayments	(332.13)	7
<b>Total Receivables</b>	<b>2,530.52</b>	<b>32</b>

Total Receipts On Account	2,224.70	28
Net Change in Memberships	350.00	1
Amount of All Memberships	11,175.00	32
Amount of All Deposit 2	500.00	4
Turned Off Accounts (Amount Owed)	0.00	1
Collection Accounts (Amount Owed)	0.00	4
Number Of Unread (Turned On) Meters		
Average Usage For Active Meters	2,427	35
Average Water Charge For Active Meters	69.48	34

<b>Usage Groups</b>	<b>Gallons</b>	<b># Of Accounts</b>	<b>Usage</b>	<b>Gallons</b>	<b>% Of Usage</b>	<b>% Of Sales</b>
Over 50,000		0	0	0.00	0.00	
40,001-50,000		0	0	0.00	0.00	
30,001-40,000		0	0	0.00	0.00	
20,001-30,000		0	0	0.00	0.00	
10,001-20,000		1	11,260	13.26	5.81	
8,001-10,000		1	8,840	10.41	4.73	
6,001-8,000		1	6,820	8.03	3.84	
4,001-6,000		6	29,890	35.19	18.32	
2,001-4,000		6	16,680	19.64	16.51	
1-2,000		14	11,440	13.47	38.52	
Zero Usage		6	0	0.00	12.28	
<b>Total Meters</b>		<b>35</b>	<b>84,930</b>	<b>100.00</b>	<b>100.00</b>	

# ADJUSTMENTS

Monday, February 6, 2023  
 Reprinted for: 1/31/2023  
**3G WATER SUPPLY CORP.**

2:42:16PM

Reprinted For: 1/31/23

Page 1 of 1


ACCT. #	NAME	CODE	AMOUNT	APPROVAL	DATE
62	HYDE, CAROLYN	1	\$0.00		1/31/23
71	Rodriguez, Rebecca	1	\$0.00		1/31/23
	<b>2 Total Adjustments</b>		<b>\$0.00</b>		<b>For Adjustment 1</b>
229	Payne, Mrs. Joe	2	\$66.00	LN	1/25/23
Ck #629 was returned unable to locate acct-LN					
	<b>1 Total Adjustments</b>		<b>\$66.00</b>		<b>For Adjustment 2</b>
229	Payne, Mrs. Joe	3	\$25.00	LN	1/25/23
returned ck fee ck #629-LN					
	<b>1 Total Adjustments</b>		<b>\$25.00</b>		<b>For Adjustment 3</b>
171	Chamberlain, John & Anne	10	(\$400.00)	LN	1/9/23
payment was posted to acct 233 by mistake-LN					
233	Chamberlain, Annette	10	\$400.00	LN	1/9/23
payment applied to this account by mistake=-LN					
	<b>2 Total Adjustments</b>		<b>\$0.00</b>		<b>For Adjustment 10</b>
24	King, Kirby	20	(\$121.42)	LN	1/25/23
leak adjustment per leak policy-LN					
	<b>1 Total Adjustments</b>		<b>(\$121.42)</b>		<b>For Adjustment 20</b>
240	Golden Beach POA Park	28	(\$30.00)	LN	1/31/23
POA PARK CREDIT-LN					
241	Geola POA Park	28	(\$30.00)	LN	1/31/23
POA PARK CREDIT-LN					
	<b>2 Total Adjustments</b>		<b>(\$60.00)</b>		<b>For Adjustment 28</b>

- 2. 66.00 Debit account for returned check
- 3. 25.00 Returned check fee
- 20. (121.42) Water leak adj
- 28. (60.00) Adjustment for poa park

**8 Accounts                      9Total Adjustments                      (\$90.42)**

All Customers  
 \*\*\*\*\* Professional General Management

[Reports \(/3gwater/report\)](#)  
 [Administrators \(/3gwater/administrator\)](#)  
 [Customers \(/3gwater/customer\)](#)  
[Settings \(/3gwater/application\)](#)  
[Payments \(/3gwater/report/transactionssummary\)](#)  
[Log Off 3gwateradmin \(/3gwater/account/logoff\)](#)



## Transaction Summary

**Description:**

This report gives you an overview of customer payment activity during the specified date range. The results are broken down by how the transactions were conducted - Online Profiles (your customer logged in to make a payment), Automatic payments, QuickPay payments, Phone payments, and SMS payments - with the far right column showing totals across all payment types.

**Date Range:**

to

**Load Report**

	<b>Profile</b>	<b>QuickPay</b>	<b>Automatic</b>	<b>Phone</b>	<b>SMS</b>	<b>POS</b>	<b>Total</b>
<b>Transaction Count</b>	17	2	25	13	0	0	57
<b>Amount Totals</b>	\$1,439.60	\$132.00	\$1,967.28	\$965.39	\$0.00	\$0.00	\$4,504.27
<b>Fee Totals</b>	\$74.58	\$7.28	\$103.69	\$51.62	\$0.00	\$0.00	\$237.17
<b>Donation Totals</b>	\$0.00	--	--	--	--	--	\$0.00

