

3G Water Supply Corporation
Notice of Meeting of Board of Directors

NOTICE IS HEREBY GIVEN that a meeting of the Board of Directors of 3G Water Supply Corporation will be held **Monday May 8, 2023**, commencing at **6 pm**, at its regular meeting place in the office at the water plant for **3G Water Supply Corporation, 504 Willow St, Buchanan Dam, Texas 78609**.

MEETING AGENDA

1. Approve Last Meeting Minutes
2. Financial Report – Collins King
 - Balance Sheet
 - Income & Expense Report
 - Invoice / Payment Review/Approval
3. PGMS Operations Report - PGMS
 - Directors Report
 - Usage by Route
 - Water Operations Report, Leaks, System Report, Account Summary
4. PGMS Significant Events

Old Business:

1. Golden Beach Water Supply Subcommittee Report – Jay Andruk
2. Audit Subcommittee Report – Mark Richardson

New Business:

Public Comment:

Adjourn

At any time during the meeting, the Board of Directors may adjourn into closed, executive session with respect to one or more of the items listed above, in compliance with the applicable provisions of the Texas Open Meetings Act, Tex. Gov't Code Ann. ch. 551, subch. D, as amended (Sec. 551.071, consultation with attorney; Sec. 551.072, deliberation about real property; Sec. 551.073, deliberations about gifts and donations; Sec. 551.074, personnel matters; Sec. 551.076, deliberations about security devices; Sec. 551.086, economic development); and as otherwise authorized under the Open Meetings Act.

Nancy Stanford, 3G BOD President

POSTED Online at 3GWaterSupply.com and at the office at 504 Willow St., Buchanan Dam, TX 78609

3G Water Supply April 10, 2023

BOD Members Present: Annette Chamberlain, Collins King, Jeff Davidson, Mark Richards, Jay Andruk, Jack Evans
Patrick

Zoom: Nancy Stanford

Meeting called to order at 6:21 (Patrick running late due to a wreck)

Motion made to approve March meeting minutes by Jay and seconded by Jack

Financial Report

Collins presented financials.

Collins asked about Water releases and how it is a profit? Patrick said he will look into it along with the \$408.20 for professional fees Special Projects.

Discussion ensued about the invoices and monthly credit on Aqua Tech and Patrick said there will be additional testing in the future that will cost more money so for now leave the credit but if it takes longer than 6 months to use the credit then they need to cut us a check for the remainder.

Discussion ensued about the Prosperity checking account and 3G does not need more than 250,000 in one bank TexStar not taking money from water corporations. We need to look into keeping a certain amount in the operating account.

Collins will look into other entities to see where we can put money so it can be insured.

Motion made to approve financials and invoices by Jeff and seconded by Jay

Operations/ Director's Report

Patrick presented the operations report

Discussion ensued about bids for main transmission lines and it appears we are running on time getting bids.

Generator Status

Getting another quote for control panel

Directors Report

Motion made to approve Operations Report made by Jeff and seconded by Mark

Old Business

Discussion ensued about Audit.

TRWA does not have an audit policy. Patrick recommended using a local bank for loans.

We need an independent audit.

Mark will look into someone local to do tax audits.

Jack asked about two leaks that are not being addressed. They are small leaks.

Motion made to adjourn meeting made by Jay and seconded by Jack.

Minutes Certification:

Proposed minutes respectfully submitted,
Board Secretary/Recording Secretary _____ Date: _____

Approved by the Board of Directors on Date _____

Board Secretary _____ Date: _____

3G Water Supply Corporation
Balance Sheet
As of April 30, 2023

	<u>Apr 30, 23</u>
ASSETS	
Current Assets	
Checking/Savings	
Checking, Prosperity Bank	162,991.50
Lone Star Capital 6443	28,600.96
Money Market, Prosperity	314,837.74
Total Checking/Savings	<u>506,430.20</u>
Total Current Assets	506,430.20
Fixed Assets	
Land	40,000.00
Property & Equipment	
Accumulated Depreciation	-309,037.00
Electrical Upgrade Project	40,548.00
System Improvements	128,974.48
Property & Equipment - Other	260,228.05
Total Property & Equipment	<u>120,713.53</u>
Total Fixed Assets	<u>160,713.53</u>
TOTAL ASSETS	<u><u>667,143.73</u></u>
LIABILITIES & EQUITY	
Liabilities	
Current Liabilities	
Other Current Liabilities	
Membership Fee Deposits	91,570.00
Renter's Deposits	1,250.60
Total Other Current Liabilities	<u>92,820.60</u>
Total Current Liabilities	<u>92,820.60</u>
Total Liabilities	92,820.60
Equity	
Retained Earnings	556,711.69
Net Income	17,611.44
Total Equity	<u>574,323.13</u>
TOTAL LIABILITIES & EQUITY	<u><u>667,143.73</u></u>

3G Water Supply Corporation
Income and Expense
April 2023

	Apr 23	Feb - Apr 23
Income		
5% Late Charge	89.76	528.95
Careflight	206.00	655.00
Interest Income	710.02	1,742.37
Membership Fees	0.00	900.00
NSF Fee	0.00	25.00
Water Sales	18,345.79	58,227.63
Total Income	19,351.57	62,078.95
Gross Profit	19,351.57	62,078.95
Expense		
Administrative Expenses		
Answering Service	29.87	89.61
Bank Fees	0.00	25.00
Billing & Office Supplies	175.56	529.48
Careflight Customers	236.00	710.00
Internet	42.48	159.92
Office Administration	2,008.25	6,029.97
Postage	211.62	884.99
Total Administrative Expens...	2,703.78	8,428.97
Professional Fees		
Special Projects	0.00	408.20
Total Professional Fees	0.00	408.20
Regulatory Fees		
Regulatory - TCEQ	0.00	1,138.25
Total Regulatory Fees	0.00	1,138.25
System Expenses		
Chemicals	348.24	348.24
Communications	255.38	758.43
Electricity	383.87	1,329.53
Grounds Maintenance	838.67	1,158.67
Laboratory	82.74	355.18
Maintenance	0.00	571.18
Parts & Supplies	534.87	4,784.31
Replacement & Repair	1,660.25	4,018.75
Road Repair	0.00	4,000.00
Routine Operations	5,722.60	17,167.80

9:51 AM
05/04/23
Cash Basis

3G Water Supply Corporation
Income and Expense
April 2023

	Apr 23	Feb - Apr 23
Total System Expenses	<u>9,826.62</u>	<u>34,492.09</u>
Total Expense	<u>12,530.40</u>	<u>44,467.51</u>
Net Income	<u><u>6,821.17</u></u>	<u><u>17,611.44</u></u>



**INSURANCE
AGENCY**

A DIVISION OF WINSTAR INSURANCE GROUP

13625 Ronald W Reagan Blvd
Bldg. 3, Suite 100
Cedar Park, TX 78613
Phone: (800) 252-9435

Invoice # 6603	Page 1 of 1
Account Number	Date
3GWATER-01	4/19/2023
Balance Due On	
5/14/2023	
Amount Paid	Amount Due
	\$5,702.00

**3 G Water Supply Corporation
504 Willow Street
Buchanan Dam, TX 78609**

You can now pay ONLINE. To make a payment online, click here: <https://winstar.epaypolicy.com>

Commercial Package	Policy Number: GPNU-PF-0012968	Effective: 5/14/2023 to 5/14/2024
--------------------	--------------------------------	-----------------------------------

Item #	Trans Eff Date	Due Date	Trans	Description	Amount
32736	5/14/2023	5/14/2023	RENB	Renewal of Commerical Package Effective	\$5,702.00
Total Invoice Balance:					\$5,702.00

We Appreciate Your Business! To pay online go to: <https://winstar.epaypolicy.com/>

RECEIVED
APR 19 2023

ENTERED
5/1/23

BY:

Please note that a \$25 late fee will be applied to any payments that are not received by the due date indicated.



Central Texas Electric Co-op

P.O. Box 553 · Fredericksburg, Texas 78624-0553

A Touchstone Energy® Cooperative

Master Account	Billing Date
9587700	04/27/2023
Total Due On or Before 05/20/2023	
	\$321.61
Bank Draft on 05/17/2023	

Spring thunderstorms often cause power outages. To report an interruption of service call 1-800-900-2832.

Download our app SmartHub to pay your bill, report an outage, view usage and receive messages.

Keep an eye out for the May issue of Texas Co-op Power magazine for district meeting dates and registration card. Attend your District Meeting and get a \$10 bill credit.

Fredericksburg (830) 997-2126 www.ctec.coop
 Toll-Free (800) 900-CTEC (2832)
 Pay By Phone Anytime Toll Free (877) 495-6842

12511 1 AB 0.507 5 12511
 3-G WATER SUPPLY CORP C-36
 26550 RANCH ROAD 12 UNIT 1
 DRIPPING SPRINGS TX 78620-4973



BY:

Account No. 9587700	Power Cost Pass-Thru	3197 kWh @ 0.0360	115.09
Service: Electric - Commercial	Transmission Cost Pass-Thru	3197 kWh @ 0.0140	44.76
Service Point: WELL/BUSINESS	Distribution Energy Charge	3197 kWh @ 0.0262	83.76
Service Dates: 03/30/2023 to 04/27/2023	Distribution Access Charge		39.00
Meter No. 1600307	Account Total		282.61
Current Reading X 1 94483			
Previous Reading 91286			
Total kWh Usage 3197			
kWh Used Last Year 3897			



Account No. 9571101	Distribution Access Charge	39.00
Service: Electric - Commercial	Account Total	39.00
Service Point: WATER PUMP		
Service Dates: 03/30/2023 to 04/27/2023		
Meter No. 2006225	X 1	
Current Reading 811		
Previous Reading 811		
Total kWh Usage 0		
kWh Used Last Year 0		

Return this Portion of Bill with Payment - Do Not Fold or Staple Items - Do Not Send Cash

3-G WATER SUPPLY CORP	Master Account	Invoice No.	Cycle	Page	Total Due On or Before 05/20/2023
	9587700	301	2	1 of 1	\$321.61
					Bank Draft on 05/17/2023

Visit www.ctec.coop to sign up for Smarthub. Pay your bill and view your usage. Go Paperless!

Operation Round-Up is "Neighbors Helping Neighbors." Call any CTEC office to sign up.

Show Address Changes Below

CENTRAL TEXAS ELECTRIC CO-OP
 PO BOX 473
 FREDERICKSBURG TX 78624-0473



Acct	Rt Name	Usage	Reading	Water	Late C	Reconn	Adjust	Tap fee	CareFl	Member	Paymen	PastDue	Total
287	1 STOLTZ, TERRI	770	28931	65.00									65.00
288	2 DIETRICH, DWAYNE	8,810	2886	111.51					1.00				112.51
291	2 LOPEZ, JORGE	0	44	65.00									65.00
292	1 MCKINNEY, LANELL	220	342	65.00								(70.00)	(5.00)
293	1 CONANT, I./J. JOHNSO	140	296	65.00									66.00
294	2 SOUTHARD, PRADUPP	770	59398	65.00									66.00
295	1 SMITH, AUNDREA/ERIC	1,000	41745	65.00									66.00
296	2 EDWARDS, ERIC/DEBR	5,470	11037	76.44									77.44
297	3 DUKES, SCOTT C/PATR	110	6058	65.00									66.00
298	2 SCHWEIGER, ROBERT	4,670	26183	69.36	5.00							117.99	192.35
299	3 GRAHAM, JOHN & MIC	2,070	29720	65.00									66.00
300	2 MCLAUGHLIN, KEVIN	200	23717	65.00									66.00
301	2 HEALY, PAIGE	4,580	7341	68.77									68.77
302	1 EDWARDS, ERIC L.	0	0	65.00									66.00
303	3 ROYAL PANORAMA EN	50	32250	65.00	5.00							65.00	135.00
304	2 STAMOS, BONNIE/MICI	11,340	33984	138.07									139.07
305	3 LEAK, ALEX	3,690	25885	65.00									66.00
306	2 PAYNE, JERREMY	10,190	28981	126.00	5.00							86.73	217.73

Billing Register Summary

Reprinted for:
4/30/2023

Water	\$19,836.82	Total Current Charges	\$19,908.55	Total Usage	800,000
Late Charge	\$168.87	Past Due	\$2,213.09	303 Accounts Listed	
Reconnect Fee		Prepay/Overpay	(\$5,255.94)		
Adjustments	(\$334.14)	Total Receivables	\$16,865.70		
Tap fee					
CareFlite	\$237.00				

Qualified By: All Customers

Membership fee
Payment Plan
Professional General Management



DSHS CENTRAL LAB MC2004
P O BOX 149347

AUSTIN, TX 78714-9347

THREE G WATER COOP (032023)
26550 RANCH ROAD 12 UNIT 1
DRIPPING SPRINGS, TX 78620-4973

RECEIVED
APR 10 2023

ENTERED
5/1/23

BY:

Account # CEN.CD2555_032023 PWS ID#1500006 Date: 04/03/2023

Page:

This is your statement for 2023

DESCRIPTION	Amount
-------------	--------

Charges this period ----->	160.68
Total Balance Due ----->	160.68

Account# CEN.CD2555_032023

Please make checks payable to : DSHS CENTRAL LAB MC2004
and include this statement with payment

Mail to : DSHS CENTRAL LAB MC2004
P O BOX 149347
AUSTIN, TX 78714-9347

Please feel free to contact DSHS CENTRAL LAB MC2004 billing department @ 512-776-7317 if you have been billed in error or if you have any questions concerning your statement. Thank you!

DATE	CPT#	TICKET	UNIT	LIST	OPEN	DESCRIPTION OF TEST
TCEQ ID:2317010/ID# 03/02/23 EZZ00 EZZ0016A		DOB AG31254	1	105.32	105.32	ROUTINE WATER MINERAL GROUP
TCEQ ID:2331128/ID# 03/02/23 EZZ00 EZZ0031A		DOB AG31277	1	55.36	55.36	CYANIDE, TOTAL
				TOTAL	160.68	



Your Monthly Invoice

Account Summary

Billing Date	4/16/23
Account Number	325-379-3682-013085-5
PIN	8237
Previous Balance	255.38
Payments Received Thru 4/17/23	-516.24
Thank you for your payment!	
Balance Forward	-260.86
New Charges	219.96
Total Amount Due	-\$40.90

RECEIVED
APR 24 2023

BY:



ANYTIME,
ANYWHERE
SUPPORT

Our new MyFrontier® app makes it easy to manage your account, make a payment, track your orders and get support on the go.

frontier.com/resources/myfrontier-mobile-app

WAYS
TO PAY
YOUR
BILL



[frontier.com/
signupforautopay](http://frontier.com/signupforautopay)



800-801-6652



GET IT ON
Google Play



Download on the
App Store

MyFrontier® app

You currently have a credit of **-\$40.90** on your account. You do not have a payment due at this time.



P.O. Box 211579
Eagan, MN 55121-2879

6790 0007 NO RP 16 04162023 NNNNNNNN 01 011670 0035

3 G'S WATER SUPPLY CORP
26550 RANCH ROAD 12 UNIT 1
DRIPPING SPRINGS TX 78620-4973





Date of Bill
Account Number

4/16/23
325-379-3682-013085-5

CURRENT BILLING SUMMARY

Local Service from 04/16/23 to 05/15/23

Qty Description	325/379-3682.0	Charge
Basic Charges		
2 OneVoice Nationwide		79.98
2 OneVoice Access Line		
2 OneVoice Long Distance Intra		
2 OneVoice Long Distance Inter		
2 Multi-Line Federal Subscriber Line Charge		18.40
Carrier Cost Recovery Surcharge		13.99
Private Line Service		10.40
2 Access Recovery Charge Multi-Line Business		6.00
Frontier Roadwork Recovery Surcharge		1.75
TX State Universal Service Fund Surcharge		19.72
TX State Tel Sales Tax		10.26
Federal USF Recovery Charge		7.08
FCA Long Distance - Federal USF Surcharge		6.96
2 Llano County 911 Surcharge		1.00
Federal Excise Tax		.81
2 TX State 911 Equalization Surcharge		.12
Total Basic Charges		176.47
Non Basic Charges		
2 Federal Primary Carrier Multi Line Charge		23.98
Secure Pro		9.99
FCA Long Distance - Federal USF Surcharge		6.96
TX State Tel Sales Tax		1.94
TX State Sales Tax		.62
Total Non Basic Charges		43.49
TOTAL	219.96	

CUSTOMER TALK

We are increasing the Road Recovery Surcharge by \$1.00 per month starting on May 1. We charge this fee to cover a portion of the money we spend to move our network due to road work projects required by government agencies. To learn more, go to frontier.com/taxes-and-surcharges

Important promotional pricing information...

The term service plan to which you subscribe includes an early termination fee if you cancel or change services before your term expires. Refer to the Monthly Service Charges section of this bill for applicable term dates. Questions? Please contact Frontier or visit frontier.com/terms or frontier.com/tariffs for other important service Terms, Conditions, and Policies.



Detail of Frontier Com of America Charges

Toll charged to 325/379-3682

Legend Call Types:

- DD - Day
- DN - Night

Caller Summary Report

	Calls	Minutes	Amount
Main Number	37	94	.00
***Customer Summary	37	94	.00

Caller Summary Report

	Calls	Minutes	Amount
Intrastate	37	94	.00
***Customer Summary	37	94	.00



WATERWORKS

FERGUSON WATERWORKS #1106
4427 FACTORY HILL DRIVE
SAN ANTONIO, TX 78219-2704

Please contact with Questions: 210-333-2410

INVOICE NUMBER	TOTAL DUE	CUSTOMER	PAGE
1231338	\$237.78	55961	1 of 1

PLEASE REFER TO INVOICE NUMBER WHEN MAKING PAYMENT AND REMIT TO:

FERGUSON WATERWORKS #1106
P O BOX 847411
DALLAS, TX 75284-7411

MASTER ACCOUNT NUMBER: 276781

SHIP TO:

RECEIVED
APR. 20 2023

ENTERED
5/1/23

PROFESSIONAL GEN MGMT SVCS INC
26550 RANCH RD 12 SUITE 1
DRIPPING SPRINGS, TX 78620

BY:

SHIP WHSE.	SELL WHSE.	TAX CODE	CUSTOMER ORDER NUMBER	SALESMAN	JOB NAME	INVOICE DATE	BATCH
1254	1254	TX1254	JOEY KRUEGER	RLS	3G WATER	04/19/23	IO 77537

ORDERED	SHIPPED	ITEM NUMBER	DESCRIPTION	UNIT PRICE	UM	AMOUNT
2	2	S22900045007000	THANK YOU FOR YOUR BUSINESS! PLEASE VISIT US AT FERGUSON.COM 4 COLL LEAK CLMP 4.45-4.73	109.830	EA	219.66
			INVOICE SUB-TOTAL			219.66
			TAX	Branch 1254		18.12

LEAD LAW WARNING: IT IS ILLEGAL TO INSTALL PRODUCTS THAT ARE NOT "LEAD FREE" IN ACCORDANCE WITH US FEDERAL OR OTHER APPLICABLE LAW IN POTABLE WATER SYSTEMS ANTICIPATED FOR HUMAN CONSUMPTION PRODUCTS WITH *NP IN THE DESCRIPTION ARE NOT LEAD FREE AND CAN ONLY BE INSTALLED IN NON-POTABLE APPLICATIONS. BUYER IS SOLELY RESPONSIBLE FOR PRODUCT SELECTION.

Looking for a more convenient way to pay your bill?

Log in to **Ferguson.com** and request access to Online Bill Pay.



TERMS: NET 10TH PROX	ORIGINAL INVOICE	TOTAL DUE	\$237.78
-----------------------------	-------------------------	------------------	-----------------

All past due amounts are subject to a service charge of 1.5% per month, or the maximum allowed by law, if lower. If Buyer fails to pay within terms, then in addition to other remedies, Buyer agrees to pay Seller all costs of collection, including reasonable attorney fees. Complete terms and conditions are available upon request or at <https://www.ferguson.com/content/website-info/terms-of-sale>, incorporated by reference. Seller may convert checks to ACH. *Any reference to or incorporation of Executive Order 14042 and/or the EO-implementing Federal clauses (FAR 52.223 -99 and/or DFARS 252.223-7999) is expressly rejected by Seller and shall not apply as Seller is a materials supplier and therefore exempt under the Executive Order.*

Professional General Management Services, Inc.
 26550 Ranch Road 12, Ste. 1
 Dripping Springs, Texas 78620

Invoice

Date	Invoice #
5/1/2023	073-108

Bill To:
 3G Water Supply Corporation
 504 Willow Street
 Buchanan Dam, Texas 78609

ENTERED
 5/4/23

Terms
Net 15

Work Order	Qty	Item Code	Description	Price Each	Amount
April 2023 Services	1	Routine Water Operations	Routine water Operations & Meter Reading	5,722.60	5,722.60
	1	Office Administration	Basic Office Administration April 2023	1,901.24	1,901.24
	2	BAC T Sample(s)		41.37	82.74
	264	Billing Supplies	Billing Supplies	0.66	174.24
		Postage cost	Postage + 15% Markup	205.75	205.75
	306	Reproduction & facsimile	Meeting Materials and Administration	0.29	88.74
	1	Answering Service (24 hour)	April 2023	29.87	29.87
	266	Reproduction & facsimile	Surface Water Monitoring Letter (3/31/23)	0.29	77.14
	2	Special Project-Clerical	Surface Water insert (3/31/23)	39.29	78.58
	3	Special Project-Clerical	Completed & submitted TWDB 2022 Water Use Survey (2/24/23)	39.29	117.87
Non - Routine Services					
W.O. 04-2023-001	1	Operator	As per customer request: Re-read meter and leak investigation @ 312 Blue Sky Way (4/3/23)	55.01	55.01
	1	Service Truck		23.46	23.46
W.O. 04-2023-002	1	Operator	Final water meter read @ 7934 Ranch Road 261 (4/11/23)	55.01	55.01
	1	Service Truck		23.46	23.46
W.O. 04-2023-003	4	Operator	Leak repair @ Golden Beach - Lake Bed (4/10/23-4/12/23)	55.01	220.04
	6	Skilled Labor	3 Skilled Laborers	39.29	235.74
	3	Excavator		88.40	265.20
	6	Service Truck	2 Trucks	23.46	140.76
W.O. 04-2023-004	1.5	Operator	Leak repair @ 588 Golden Beach Dr. (4/12/23)	55.01	82.52
	4.5	Skilled Labor	3 Skilled Laborers	39.29	176.81

Thank you for allowing PGMS to perform your water utility needs!

Total

Balance Due

Phone #	Fax #	Web Site
(512) 894-3322		http://www.pgms.net
E-Mail		
gina@pgms.net		

Professional General Management Services, Inc.
 26550 Ranch Road 12, Ste. 1
 Dripping Springs, Texas 78620

Invoice

Date	Invoice #
5/1/2023	073-108

Bill To:

3G Water Supply Corporation
 504 Willow Street
 Buchanan Dam, Texas 78609

Terms

Net 15

Work Order	Qty	Item Code	Description	Price Each	Amount
	3	Service Truck	2 Trucks	23.46	70.38

Thank you for allowing PGMS to perform your water utility needs!

Total \$9,827.16

Balance Due \$9,827.16

Phone #

(512) 894-3322

Fax #

E-Mail

gina@pgms.net

Web Site

http://www.pgms.net

ZEECON WIRELESS INTERNET
904 MAIN ST
MARBLE FALLS, TX 78654



Invoice

3G WATER
3G WATER SUPPLY
504 WILLOW STEET
BUCHANAN DAM, TX 78609

RECEIVED
MAY 01 2023

BY:

ENTERED
5/1/23

Previous Payment Details

Amount	Date Received	Balance Forward
\$42.48	Apr 13, 2023	\$0.00

Contact Us: Web: zeecon.com Phone: (830) 798-9388 Email: billing@zeecon.com

USERNAME	CUSTOMER ID	INVOICE DATE	INVOICE #	DUE DATE
jzubkus	2005995	05/01/2023	43140	05/25/2023
Description	Quantity	Rate	Amount	
5Mbps Internet Service (May 01, 2023 - May 31, 2023)	1	\$57.48	\$57.48	
Community Service Discount (Recurring)	1	-\$15.00	-\$15.00	
Thank You!	New charges: \$42.48			
	Taxes: \$0.00			
	Total for this invoice: \$42.48			
	Balance forward: \$0.00			
	Debits/charges after May 01: \$0.00			
	Credits/payments after May 01: \$0.00			
	Total balance as of May 01: \$42.48			

Please make checks payable to Zeecon Wireless Internet. Detach and include this with your payment.

Check this box if your address has changed and write your new address on the space below.

DO NOT PAY
Your account is setup for autopay
on the 5th day of the month.

Account Summary (ID: 2005995)

Username: jzubkus
Invoice No.: 43140
Invoice Date: May 01, 2023
Due Date: May 25, 2023
Total Balance: \$42.48
Amount Enclosed: Automatically Billed

Addressee

Remit To

3g Water
3G Water Supply
504 Willow Steet
Buchanan Dam, TX 78609


Zeecon Wireless Internet
904 Main St
Marble Falls, TX 78654

Professional General Management Services, Inc.

Water Utility Management, Project Management
Planning, Training, Consulting

26550 Ranch Road 12, Suite 1 * Dripping Springs, Texas 78620 * (512) 894-3322 * fax (512) 858-1414

Memorandum

To: Nancy Stanford, President
Governing Board of Directors
3G Water Supply Corporation 
From: Patric C. King, General Management
Subj: System Operations and Management Report
Date: May 8, 2023

Dear President Stanford, et al.

Professional General Management Services, Inc. (PGMS, Inc.) is pleased to provide the following information relating to water system management for the period ending April 2023.

I. Water Operations Report:

A. Water Accountability/Pumping Report.

Period Ending	Gallons Pumped (+)	Gallons Sold (-)	Gallons Flushed/Leaks (-)	Gallons Accounted For	Net Water Loss
Jan. 2023	939,200	646,360	132,912	779,272	159,928 (17.03%)
Feb. 2023	961,300	809,280	41,575	850,055	110,445 (14.49%)
Mar. 2023	931,300	752,130	41,325	739,455	127,845 (14.80%)
April 2022	1,019,000	800,000	34,230	834,230	185,670 (18.21%)
May 2022	1,381,000	914,790	51,160	965,950	415,160 (30.06%)
June 2022	1,738,300	1,298,660	77,140	1,375,800	362,500 (20.85%)
July 2022	1,828,400	1,487,750	222,365	1,710,115	118,285 (6.47%)
Aug. 2022	1,461,900	1,192,590	38,900	1,231,490	230,410 15.76%
Sept. 2022	1,102,900	905,230	37,000	942,230	160,670 (14.57%)
Oct. 2022	995,200	792,250	50,420	842,670	152,530 (15.33%)
Nov. 2022	919,200	703,340	99,076	728,290	116,784 (12.71%)
Dec. 2022	978,700	637,970	132,912	770,882	207,818 (21.23%)

(Gallons Pumped) - (Gallons sold) - (Estimated Gallons flushed)
= (Net Water Loss) / Gallons pumped = Percentage water loss

(For frame of reference, a 5-gallon per minute leak over a 24-hour period totals 7,200 gallons/day, or 216,000/month.)

B. Water Leak & Repair Report.

- 1) An itemized list of water loss from leaks and flushing is attached to this report. Total estimated gallons lost (leaks / flushing) but accounted for this period **34,230 Gallons.**
- 2) Loss Calculations: The excessive unaccounted-for water may be attributable to under estimated volumes for the leak in the lake bed and the leak at 588 Golden Beach Drive. Both leaks have now been repaired.
- 3)

C. System Report:

1. Monthly Bacteriological Testing.

The routine monthly bacteriological sample (1 ea.) was submitted for testing this period resulting in no coliform organisms found.

II. Systems Accounts. Water Customer Account Summary. Below recaps dollars (\$\$) billed.

		Current Period (April 2023)	# Of Accts.		Previous Period (March 2023)	# Of Accts.
1.	Active Connections	272			271	
2.	Water Billed (\$)	19,836.82	272		19,798.72	271
3.	Renters Deposit					
4.	CSI Fee					
5.	Late fees assessed	168.87	31		276.89	31
6.	Connect/Reconnect fees					
7.	Adjustments (See adjustments report)	(334.14)	3		(60.00)	2
8.	Tap fees paid					
9.	Payment Plan					
10.	Regulatory assessments					
11.	Total Membership fees					
12.	Transfer Fee					
13.	Care Flight	237.00	237		236.00	236
14.	Total current charges	\$19,908.55	272		\$20,251.61	271

III. Significant Events:

A. Status of TCEQ Violations.

This continues to be a work in process. Below is a recap of last month's report.

1. All wells have been identified and plotted (with the exception of the well with a wooden privacy fence). There are two unused wells that are being investigated further to determine their current status. If those wells are found to be un-

repairable, they are required to be properly plugged.

2. Chlorine injection points have been located. This is important to determine contact time calculations (“CT Study”).
3. The chart recorder is now working for continuous monitoring of chlorine residuals. The handheld turbidimeter is not working and is being sent to Hach for repairs and calibration. The single on-line turbidity meter is working.
4. Harmsco Filters has been contacted for verification as to whether the filters can be connected in series or parallel. This is important as it may reduce the number of in-line turbidity meters needed to come into compliance.
5. The master meter for combine flows from the wells has now been repaired, calibrated and ready to be installed.
6. Well meters are pending delivery. A schematic of the plant and CT study is a work in process. Once completed, these will need to be submitted to TCEQ for its approval.

I have reached out to the engineer for updates on his work and await his response.

B. Generator Status / Quote for a replacement Control Panel.

From last meeting, it was reported that Mr. Bobby Sanford with Electric-S performed an on-site review of the generator and found that the alternator in the current control panel is inoperable, not serviceable and is no longer being manufactured. Among other things, in a power outage event the control panel allows only critical components to operate thereby reducing the amps needed to keep the system in water. Electric-S has provided a proposal to provide a new control panel, a copy of which is attached. This will be a new factory fabricated control panel at a cost of \$9,500.00, with delivery of 14-16 weeks.

Management has reached out to 5S Service Company for an additional quote for this work. We would be hopeful to have this by meeting time on Monday.

C. Lake Line Crossing.

Management has received one quote for the Lake Line crossing to Golden Beach. The quote comes from Fonseca Construction Company. Fonseca provides two quotes.

1. Lake Crossing using 6 inch HDPE fused piping. **\$431,100.**
2. Lake Crossing using 6 inch C-900 thick wall piping. **\$186,300**
We have checked with TCEQ to verify this material is acceptable.

No quote was provided with the state highway alignment. We continue to wait on additional quotes and will do what we can to obtain those as soon as possible. (*See attached an email quote dated April 28, 2023*)

D. Banking Considerations.

Last meeting it was discussed that the Prosperity Bank balances total **\$477,829.24**. We have previously been authorized to close the Prosperity checking account and move those funds to Lone Star Capital Bank. This action will leave a balance in Prosperity Bank Money Market Account of \$314,837.74.

These amounts are over the FDIC maximum coverage of \$250,000. This leaves the WSC vulnerable with no insurance coverage for its funds over that amount. There are a few options to correct this.

1. See if Prosperity Bank will pledge securities or offer another means to cover the overages. .
2. We have also found a program with Lone Star Capital Bank called an ICS/ Sweep Account. This is an interest bearing account that will be 100% covered with FDIC. This program will take any amounts the WSC desires and sweep it to other associated banks in order to keep the balances below the FDIC coverage of \$250,000. There is an email from LSCB attached to this report that further explains this program. *(See attached email from LSCB dated March 16, 2023).*

E. Tow VFD 47th annual fish fry.

A notice is attached to announce the Tow 47th Annual Fish Fry on Saturday, May 27, 2023, from 11:00 to 2:00 P.M. *(See announcement attached)*

Enclosures/ Email from Fonseca Construction Company dated April 28, 2023
Email from LSCB dated March 16, 2023
Tow Fish Fry Announcement, May 27, 2023
Required Public Notice re: Turbidity Monitoring, April 2023
Systems Totals Report, April 2023 (three routes)
Adjustments Report, April 2023
Leak & Flushing Report, April 2023
Credit Card Usage Report, April 2023
Past Due List, current

Patrick King

Subject: FW: PROPOSAL FOR 3G WSC WATER SYSTEM

From: joey krueger <billyjoekrueger@hotmail.com>
Sent: Friday, April 28, 2023 1:31 PM
To: Patrick King <pck@pgms.net>
Subject: Fwd: PROPOSAL FOR 3G WSC WATER SYSTEM

From: Leo Perez <leo@mcfonseca.com>
Sent: Friday, April 28, 2023, 11:29 AM
To: joey krueger <billyjoekrueger@hotmail.com>
Subject: PROPOSAL FOR 3G WSC WATER SYSTEM

Here you go sir please see attached and let me know if you need anything else. Again thank you for the opportunity to let us bid some of your work

M&C FONSECA CONSTRUCTION / April 28th 2023

- MOBILIZATION/BONDS/INSURANCE Lump sum \$28,000
- EROSION CONTROL Lump sum \$12,000
- 2,400 LINEAR FEET OF 6"HDPE PIPE BY FUSING METHOD \$158.00 L/F \$379,200
- 2 CONNECTIONS TO EXISTING WATER LINE \$3200 EACH \$6400
- BACTERIAL AND PRESSURE TESTING LUMP SUM \$5500

HDPE PIPE ALTERNATE TOTAL. = \$431,100

- MOBILIZATION BONDS AND INSURANCE LUMP SUM \$28,000
- EROSION CONTROL LUMP SUM \$12,000
- 2400 LINEAR FEET OF DR-14 C-900 PIPE \$56.00 L/F \$134,400
- 2 CONNECTIONS TO EXISTING WATER LINE \$3200 EACH \$6400
- BACTERIAL AND PRESSURE TESTING LUMP SUM \$5500

DR-14 PIPE ALTERNATE TOTAL \$186,300

Thanks so much - looking forward to working with you on these accounts!

Tory Warrick, VP Treasury & Business Development
LONE STAR CAPITAL BANK
512-485-7110

From: Tory Warrick
Sent: Thursday, March 16, 2023 5:52:02 PM
To: 'Patrick King' <pck@pgms.net>
Subject: Information on ICS - Insured Cash Sweep for extended FDIC coverage

Patrick;

Nice to visit with you tonight – As promised, information on Insured Cash Sweep (ICS) follows, and my contact information is below for your reference. I would very much look forward to a phone call or meeting – feel free to reach out at your leisure and we can set up a time to visit either on the phone or in person, whatever your preference!

1. **ICS (Insured Cash Sweep)**

- **FULLY FDIC insured**, functions as a money market sweep account with up to 6 withdrawals a month. **FDIC coverage can be extended into the millions of dollars.**
- The rate I can offer for this option is variable and not tied necessarily to Fed Funds. Currently, likely over 4% depending on balance. (We can talk more about rate to discuss what you need for return)
- For maximum coverage, a healthy return, and increased efficiency – **NOW is the best time to safely consolidate balances.** No need to hop from bank to bank to bank for coverage **and** return – ICS can offer the FDIC coverage you need at a competitive rate.
- Below is a link to a quick 3 minute video – it does a superb job of providing an explanation of how ICS works. (Note – the video comes from IntraFi Network, our vendor for ICS, Insured Cash Sweep) and attached is the same information in paper form for your convenience.

i. [How IntraFi Network Deposits Work - YouTube](#)

Please call any time for any reason – I'm very happy to answer all your questions and am here to serve!
Tory



Super Saver

Minimum to open the account is \$100,000.00*

Tier 1

Up to \$249,999.99

Rate= 3.50%

%APY= 3.55%

Tier 2

\$250,000.00 to \$999,999.99

Rate= 4.20%

APY= 4.27%

Tier 3

\$1,000,000.00 and above

Rate= 4.80%

APY= 4.89%



Tory Warrick

VP - Treasury & Business Development Officer

✉ tory.warrick@LSCB.com

☎ 512.485.7110

*\$15 service charge if balance falls below \$100,000.00

Rates are valid as of 3.22.2023. Rates are subject to change without notice.

TOW VFD 47TH ANNUAL FISH FRY





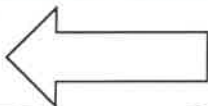
DEAR FRIEND AND NEIGHBOR:

We hope you plan to attend the **Tow Volunteer Fire Department's 47th Annual Fish Fry** and bring your family and friends.

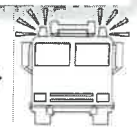

**SATURDAY, MAY 27,
MEMORIAL DAY
WEEKEND
11 A.M. - 2 P.M.**

Eldorado Drive Fire Station in Buchanan Lake Village.

 This is the **second entrance** to Buchanan Lake Village. 





FOLLOW THE FIRE TRUCKS



 We will be serving our famous **Fried Catfish** meal including **all the trimmings** and **dessert**, with a **\$donation\$** request per plate. In addition to the meal, we will have **live music** (Lost Country Band) for your entertainment.

Raffle tickets are **\$1 each** or **six for \$5**, and you do not have to be present to win.

-  Raffle items will be 
- **CUISINART OAKMONT PELLET GRILL**
 - **BIG HORN 47.24-IN BLACK STEEL WOOD-BURNING FIRE PIT**
 - **2 SEAT FREESTANDING SOLID WOOD RUSTIC LOG PORCH SWING CHAIR WITH CENTER TABLE**
 - **KITCHENAID CLASSIC SERIES 4.7 QUART TILT-HEAD STAND MIXER**

We hope you will continue to support us with your generous donations. Our VFD is always grateful and blessed by your donations. Our Memorial Weekend Fish Fry is our **main fundraiser**, and we **operate entirely from \$donation\$**. Your contributions allow us to continue to **provide fire protection and medical response support** for our community/ service area, and to **help our neighboring communities** fight fires.

Visit our website towvfd.org

Thank you kindly,
Tow Volunteer Fire Department

Thank you for your support -- see you at the Fish Fry!

**Tow
Volunteer
Fire
Department**

PO Box 112

**Tow, Tx
78672**

SURFACE WATER MONITORING, ROUTINE MAJOR

The 3G WSC, PWS ID TX1500006, has violated the monitoring and reporting requirements set by the Texas Commission on Environmental Quality (TCEQ) in Title 30, Texas Administrative Code (30 TAC), Section 290, Subchapter F. Public water systems that treat surface water and/or ground water under the direct influence of surface water are required to submit monthly operating reports with operational data of the treatment, disinfection and quality of the water provided to their customers.

We failed to monitor and/or report the following constituents: Turbidity


This/These violation(s) occurred in the monitoring period(s) of: January 2023, 1/1/2023 – 1/31/2023.

Results of regular monitoring are an indicator of whether or not your drinking water is safe. We did not complete all monitoring and/or reporting for surface water constituents, and therefore, TCEQ cannot be sure of the safety of your drinking water during that time.

3G WSC has updated the Standard Operating Procedures, as required by the TCEQ, to include analysis of all surface water constituents. Additionally, 3G WSC shall have installed additional online process analyzers, complete with alarms and safety lockouts.

Please share this information with all people who drink this water, especially those who may not have received this notice directly (i.e., people in apartments, nursing homes, schools, and businesses). You can do this by posting this notice in a public place or distributing copies by hand or mail.

If you have any questions regarding this matter, you may contact Timothy Young at 866 643-3472



Posted/Delivered on: March 31, 2023

Jon Niermann, *Chairman*
Emily Lindley, *Commissioner*
Bobby Janecka, *Commissioner*
Erin E. Chancellor, *Interim Executive Director*



PWS_1500006_CO_20230413_NOV
RN102977147
CN600669675

Texas Commission on Environmental Quality
Protecting Texas by Reducing and Preventing Pollution

April 13, 2023

RECEIVED
APR 20 2023

Delivered Via Regular Mail

3 G WSC
NANCY STANFORD, PRESIDENT
26550 RANCH ROAD 12 UNIT 1
DRIPPING SPRINGS, TX 78620-4973

BY:

SUBJECT: Notice of Violation: SURFACE WATER MONITORING, ROUTINE MAJOR
3 G WSC - PWS ID NO. TX1500006
LLANO County, TX

This letter contains important information about compliance requirements for your public water system.

Attention: Public Water System Owner / Manager / Operator

The Texas Commission on Environmental Quality (TCEQ) has determined that 3 G WSC has a surface water monitoring/reporting violation for failing to monitor or report as required in the Surface Water Monthly Operating Report (SWMOR) for FEBRUARY 2023. A complete SWMOR must be submitted monthly by the tenth day of the month following the end of each month as required in Title 30, Texas Administrative Code (30 TAC), §290, Subchapter F. The attached report summarizes each violation by monitoring period and rule.

The public notification requirements are described in 30 TAC §290.122 and include the following:

In accordance with Title 30, Texas Administrative Code (30 TAC) §290.122(c), your public water system is required to issue public notification to your customers about the monitoring/reporting violation(s) as soon as possible, but not later than twelve months after the date the violation(s) was identified. The public notice must use the enclosed mandatory language for every notice, and include a brief statement about what you plan to do to fix the problem as described in 30 TAC §290.122(d). This statement must describe what actions the water system is taking to correct the violation, and when the water system expects to return to compliance.

The TCEQ recommends that the public water system provide a copy of the Public Notice(s) to local and state officials, such as Mayors, City Council Members, County Commissioners, Judges, and/or State Representatives, that are located in or that represent the affected area(s) served by the system.

Please send a copy of the public notification and a signed Certificate of Delivery for Public Notice to this office within ten days after it has been delivered. Mail to:

TCEQ - Drinking Water Inventory & Protection Team
Attn: Public Notice (MC-155)
P.O. Box 13087
Austin, TX 78711-3087

Enforcement actions due to noncompliance may result in fines for each violation.

P.O. Box 13087 · Austin, Texas 78711-3087 · 512-239-1000 · www.tceq.texas.gov

How is our customer service? www.tceq.texas.gov/goto/customerurvey

printed on recycled paper

NANCY STANFORD, PRESIDENT
3 G WSC - PWS ID No. TX1500006
Page 2
April 13, 2023

Please ensure you are using the most updated version of the SWMOR form for your system. Forms and instructions are available for download at:

<http://www.tceq.texas.gov/drinkingwater/swmor/swmor/swmor-forms-and-instructions/#versions>.

To view your public water system information at any time, visit Texas Drinking Water Watch at:

<http://dww2.tceq.texas.gov/DWW/>.

If you have questions regarding this **monitoring/reporting violation**, please contact:

Surface Water Treatment Rule (SWTR) Program Staff

Email: SWTR@tceq.texas.gov

Phone: (512) 239-4691

Fax: (512) 239-6050

If you have questions regarding **public notice requirements**, please contact:

Kristine Krieg, Public Notice Compliance Coordinator

Email: PWSPN@tceq.texas.gov

Phone: (512) 239-5723

Fax: (512) 239-3666

TCEQ records have the above contact information as the primary contact for this public water system. If this information is not correct, please fill out a Core Data Form and send to TCEQ. The form and instructions are available for download at:

http://www.tceq.texas.gov/permitting/central_registry/guidance.html. Completed forms should be mailed to TCEQ at:

TCEQ-Drinking Water Inventory & Protection Team

Attn: Inventory (MC-155)

P.O. Box 13087

Austin, TX 78711-3087

Sincerely,



Michele Risko, Manager
Drinking Water Standards Section
Water Supply Division
Texas Commission on Environmental Quality

MR/av

Enclosures

cc: TCEQ Region 11

TIMOTHY O YOUNG, CONTRACT OPERATOR 26550 RANCH ROAD 12 UNIT 1 DRIPPING SPRINGS,
TX 78620-4973

**Monitoring and Reporting Violation Report:
3 G WSC PWS ID No. TX1500006**

TP15168				
February 2023 02/01/2023 - 02/28/2023				
<u>Violation Type</u>	<u>Analyte Code</u>	<u>Violation ID</u>	<u>Analyte</u>	<u>Rule Citation</u>
38	0100	646	TURBIDITY	30 TAC §290.111(h)(2), and §290.111(h)(9) - Monitoring/Reporting Violation; Individual/Combined filter Effluent
38	0100	647	TURBIDITY	30 TAC §290.111(h)(2), and §290.111(h)(9) - Monitoring/Reporting Violation; Individual/Combined filter Effluent

5/3/2023

9:59:13AM

Reprinted for:

4/30/2023

3G WSC - Directors Report**3G WATER SUPPLY CORP.**

Water Pumped This Month	1,019,900	Gallons
Water Sold This Month	800,000	Gallons
Water Used for Fire and Flushing Line	34,230	Gallons
Water Loss	185,670	Gallons
Water Loss (%)	18.21	%

	Amount (\$)	# Of Accounts
Total Water	19,836.82	272
Total Late Charge	168.87	31
Total Adjustments	(334.14)	3
Total CareFlite	237.00	237
Total Current Charges	19,908.55	272
Amount Past Due 1-30 Days	1,938.62	28
Amount Past Due 31-60 Days	137.47	2
Amount Past Due Over 60 Days	137.00	1
Amount Of Overpayments/Prepayments	(5,255.94)	50
Total Receivables	16,865.70	269

Total Receipts On Account	18,641.55	231
Net Change in Memberships	-350.00	1
Amount of All Memberships	94,695.74	271
Amount of All Deposit 2	1,850.60	13
Turned Off Accounts (Amount Owed)	242.00	13
Collection Accounts (Amount Owed)	-16.50	17
Number Of Unread (Turned On) Meters		
Average Usage For Active Meters	2,797	286
Average Water Charge For Active Meters	72.93	272

Usage Groups	Gallons	# Of Accounts	Usage	Gallons	% Of Usage	% Of Sales
Over 50,000		0	0	0	0.00	0.00
40,001-50,000		0	0	0	0.00	0.00
30,001-40,000		0	0	0	0.00	0.00
20,001-30,000		1	25,420	25,420	3.18	1.55
10,001-20,000		11	137,090	137,090	17.14	8.31
8,001-10,000		8	73,840	73,840	9.23	4.67
6,001-8,000		16	113,350	113,350	14.17	7.53
4,001-6,000		36	170,480	170,480	21.31	12.75
2,001-4,000		73	203,490	203,490	25.44	23.92
1-2,000		98	76,330	76,330	9.54	31.61
Zero Usage		43	0	0	0.00	9.65
Total Meters		286	800,000	800,000	100.00	100.00

5/3/2023

9:59:13AM

Reprinted for: 4/30/2023

Directors Report

3G WATER SUPPLY CORP.

Monthly Reconciliation

Ending Receivables (Last Month)		15,598.70
Sales this Month	+	20,242.69
Adjustments this Month		-334.14
Less Payments this Month	-	18,641.55
	=	<u>16,865.70</u>
Total Receivables		16,865.70
Ending Memberships (Last Month)		96,896.34
Changes this Month		-350.00
	=	<u>96,546.34</u>
Total Memberships		96,546.34

5/3/2023

9:58:32AM

Reprinted for:

4/30/2023

Route 1 Totals Report - Greenwood Acres

3G WATER SUPPLY CORP.

Water Pumped This Month	1,019,900 Gallons
Water Sold This Month	364,800 Gallons
Water Used for Fire and Flushing Line	553,090 Gallons
Water Loss	102,010 Gallons
Water Loss (%)	10.00 %

	Amount (\$)	# Of Accounts
Total Water	8,991.45	126
Total Late Charge	25.00	5
Total Adjustments		
Total CareFlite	111.00	111
Total Current Charges	9,127.45	126
<hr/>		
Amount Past Due 1-30 Days	271.66	5
Amount Past Due 31-60 Days	0.00	
Amount Past Due Over 60 Days	137.00	1
Amount Of Overpayments/Prepayments	(3,865.58)	26
Total Receivables	5,670.53	128

Total Receipts On Account	9,064.58	110
Net Change in Memberships	0.00	0
Amount of All Memberships	44,450.00	127
Amount of All Deposit 2	400.00	3
Turned Off Accounts (Amount Owed)	107.00	6
Collection Accounts (Amount Owed)	-16.50	4
Number Of Unread (Turned On) Meters		
Average Usage For Active Meters	2,722	134
Average Water Charge For Active Meters	71.36	126

Usage Groups	Gallons	# Of Accounts	Usage	Gallons	% Of Usage	% Of Sales
Over 50,000		0		0	0.00	0.00
40,001-50,000		0		0	0.00	0.00
30,001-40,000		0		0	0.00	0.00
20,001-30,000		0		0	0.00	0.00
10,001-20,000		3		36,570	10.02	4.90
8,001-10,000		4		38,120	10.45	5.30
6,001-8,000		9		63,310	17.35	9.30
4,001-6,000		17		80,680	22.12	13.27
2,001-4,000		40		106,700	29.25	28.92
1-2,000		44		39,420	10.81	31.09
Zero Usage		17		0	0.00	7.23
<hr/>						
Total Meters		134		364,800	100.00	100.00

5/3/2023

9:54:54AM

Reprinted for: 4/30/2023

Route 2 Totals Report - Golden Beach

3G WATER SUPPLY CORP.

Water Pumped This Month	415,000 Gallons
Water Sold This Month	348,410 Gallons
Water Used for Fire and Flushing Line	4,160 Gallons
Water Loss	62,430 Gallons
Water Loss (%)	15.04 %

	Amount (\$)	# Of Accounts
Total Water	8,527.42	113
Total Late Charge	113.87	20
Total Adjustments	(304.14)	2
Total CareFlite	99.00	99
Total Current Charges	8,436.15	113
<hr/>		
Amount Past Due 1-30 Days	1,349.74	17
Amount Past Due 31-60 Days	137.47	2
Amount Past Due Over 60 Days	0.00	
Amount Of Overpayments/Prepayments	(1,213.23)	22
Total Receivables	8,710.13	109

Total Receipts On Account	7,836.97	96
Net Change in Memberships	0.00	0
Amount of All Memberships	39,070.74	112
Amount of All Deposit 2	950.60	6
Turned Off Accounts (Amount Owed)	0.00	5
Collection Accounts (Amount Owed)	0.00	7
Number Of Unread (Turned On) Meters		
Average Usage For Active Meters	2,953	118
Average Water Charge For Active Meters	75.46	113

Usage Groups	Gallons	# Of Accounts	Usage	Gallons	% Of Usage	% Of Sales
Over 50,000		0	0		0.00	0.00
40,001-50,000		0	0		0.00	0.00
30,001-40,000		0	0		0.00	0.00
20,001-30,000		1	25,420		7.30	3.61
10,001-20,000		7	87,330		25.07	12.31
8,001-10,000		3	26,830		7.70	3.97
6,001-8,000		5	35,910		10.31	5.54
4,001-6,000		14	68,040		19.53	11.72
2,001-4,000		26	76,280		21.89	19.82
1-2,000		41	28,600		8.21	30.84
Zero Usage		21	0		0.00	12.20
<hr/>						
Total Meters		118	348,410		100.00	100.00

5/3/2023

9:53:39AM

Reprinted for: 4/30/2023

Route 3 Totals Report - Geola

3G WATER SUPPLY CORP.

Water Pumped This Month	110,590 Gallons
Water Sold This Month	86,790 Gallons
Water Used for Fire and Flushing Line	2,570 Gallons
Water Loss	21,230 Gallons
Water Loss (%)	19.20 %

	Amount (\$)	# Of Accounts
Total Water	2,317.95	33
Total Late Charge	30.00	6
Total Adjustments	(30.00)	1
Total CareFlite	27.00	27
Total Current Charges	2,344.95	33
Amount Past Due 1-30 Days	317.22	6
Amount Past Due 31-60 Days	0.00	
Amount Past Due Over 60 Days	0.00	
Amount Of Overpayments/Prepayments	(177.13)	2
Total Receivables	2,485.04	32

Total Receipts On Account	1,740.00	25
Net Change in Memberships	-350.00	1
Amount of All Memberships	11,175.00	32
Amount of All Deposit 2	500.00	4
Turned Off Accounts (Amount Owed)	135.00	2
Collection Accounts (Amount Owed)	0.00	6
Number Of Unread (Turned On) Meters		
Average Usage For Active Meters	2,553	34
Average Water Charge For Active Meters	70.24	33

Usage Groups	Gallons	# Of Accounts	Usage	Gallons	% Of Usage	% Of Sales
Over 50,000		0	0	0	0.00	0.00
40,001-50,000		0	0	0	0.00	0.00
30,001-40,000		0	0	0	0.00	0.00
20,001-30,000		0	0	0	0.00	0.00
10,001-20,000		1	13,190	13,190	15.20	6.79
8,001-10,000		1	8,890	8,890	10.24	4.85
6,001-8,000		2	14,130	14,130	16.28	8.04
4,001-6,000		5	21,760	21,760	25.07	14.53
2,001-4,000		7	20,510	20,510	23.63	19.63
1-2,000		13	8,310	8,310	9.57	36.45
Zero Usage		5	0	0	0.00	9.71
Total Meters		34	86,790	86,790	100.00	100.00

ADJUSTMENTS

Tuesday, May 2, 2023
 Reprinted for: 4/30/2023
3G WATER SUPPLY CORP.

3:05:36PM

Reprinted For: 4/30/23

Page 1 of 1

ACCT. #	NAME	CODE	AMOUNT	APPROVAL	DATE
99	Langley, Estate of Sue	1	(\$274.14)		4/30/23
280	Reese, Brandon & Julie	1	\$0.00		4/30/23
	2 Total Adjustments		(\$274.14) For Adjustment 1		
240	Golden Beach POA Park	28	(\$30.00)	LN	4/30/23
POA Park adjustment-LN					
241	Geola POA Park	28	(\$30.00)	LN	4/30/23
POA Park adjustment-LN					
	2 Total Adjustments		(\$60.00) For Adjustment 28		

- 1. (274.14) Adjustment for mis-read meter
- 28. (60.00) Adjustment for poa park

4 Accounts 4Total Adjustments (\$334.14)

All Customers
 ***** Professional General Management

3G Water

APRIL 2023									
Site	Address	Flush Duration (Minutes)	Outlet Size (Inches)	Average Flow (GPM)	Water Flushed (Gallons)	Cl2 Residual (mg/L)	Date	Operator	
1	hwy 261 (geola)	20.0	2.0	80	1,600	2.50	4/5/2023	WJK	
2	221 Lake Loop (GE)	20.0	2.0	80	1,600	2.70	4/12/2023	WJK	
3	230 Panorama (geolia)	10.0	2.0	80	800	1.90	4/19/2023	WJK	
4	geola park	10.0	0.8	17	170	3.10	4/25/2023	WJK	
5									
6									
7									
8									
9									
10									
11	Plant Processing water				25,000			WJK	
12									
14									
15									
16									
17									
18									
19									
20									
Totals		60.0			29,170				
Averages		15.0	1.7	64	5,834	2.55			Sites 4
Maximums		20.0	2.0	80	25,000	3.10			
Minimums		10.0	0.8	17	170	1.90			

3G Water

Leak Log							APRIL 2023	
Site	Location	Leak Duration (Days/Hours)	Leak Size (Inches)	Water Lost (Gallons)	Date	Operator		
1	between GA and GB (best guess)	12 Days	0.3	4,000	4/12/2023	WJK		
2	588 Golden Beach	12 days	0.1	160	4/12/2023	WJK		
3	lake loop	12 days	0.2	900	4/1/2023	WJK		
4								
5								
6								
7								
8								
9								
10								
11								
12								
13								
14								
15								
16								
17								
18								
19								
20								
Totals				5,060				
Averages				1,687				
Maximums				4,000				
Minimums				160				
				Sites		3		

[Reports \(/3gwater/report\)](#)
 [Administrators \(/3gwater/administrator\)](#)
 [Customers \(/3gwater/customer\)](#)
[Settings \(/3gwater/application\)](#)
 [Payments \(/3gwater/report/transactionssummary\)](#)
[Log Off 3gwateradmin \(/3gwater/account/logoff\)](#)



Transaction Summary

Description:

This report gives you an overview of customer payment activity during the specified date range. The results are broken down by how the transactions were conducted - Online Profiles (your customer logged in to make a payment), Automatic payments, QuickPay payments, Phone payments, and SMS payments - with the far right column showing totals across all payment types.

Date Range:

04/10/2023 to 05/03/2023

Load Report

	Profile	QuickPay	Automatic	Phone	SMS	POS	Total
Transaction Count	11	3	26	9	0	0	49
Amount Totals	\$792.00	\$202.00	\$1,713.28	\$843.53	\$0.00	\$0.00	\$3,550.81
Fee Totals	\$42.68	\$11.08	\$94.54	\$42.74	\$0.00	\$0.00	\$191.04
Donation Totals	\$0.00	--	--	--	--	--	\$0.00

