

3G Water Supply
May 8th, 2023

BOD Members Present: Annette Chamberlain, Collins King, Jeff Davidson, Jay Andruk, Jack Evans,
3G Member: Jerad Dishman, Wayne Shipley (6:55 pm)
Zoom: Nancy Stanford
3G Rep: Patrick King
Meeting called to order at 6:06

Motion made to approve April meeting minutes by Jeff and seconded by Jack
From last month water releases was suppose to be as water sells.

Financial Report

Collins presented the Financials
Collins talk to Melody from Prosperity Sweep account Intrafi network Group of banks work together each of the member
You have to keep at least 250,000 in the MMA account
Last month 2.78 percent interest paid on account
Keep Lone Star account open but leave 20,000 in Prosperity Checking and move the rest to a MMA and create a SWEEP account.
Motion made by Jay and seconded by Jeff to move money to a MMA account in Prosperity Bank leaving 20,000 in checking in Prosperity and create a Sweeps account with Prosperity

Patrick said to write a letter telling them we want our money refunded from Aqua Tech

Invoices

Discussions ensued about insurance cost and it is slightly higher than last year but we have more insurance.

- **Motion made to approve financials and invoices by Jack and seconded by Jay**
- **Motion made to pay the bills by Jay and seconded by Jeff**

Operations/ Director's Report

Patrick feels like they grossly underestimated the water loss due to leaks
We do have meters just need to put them in but waiting on TCEQ

Discussions ensued about Control Panel, waiting on second quote
Received one quote for lake crossing.
DC Meier waiting on quote and need one more

We have been invited to the Tow annual fish fry May, 27th.

New Business:

a guy wants to get water but PGMS told him 20,000 for a water line. Patrick said for the guy to call him because the price does not sound right to him.

Wayne from Greenwood acres wants the 3G meetings to be posted on Greenwood Acres Facebook

Directors Report

Motion made to approve Operations Report made by Jeff and seconded by Jack

Audit info will be discussed next month.

Push grants for replacing lines at next meeting.

Motion made to adjourn meeting at 7:19 made by Jay and seconded by Nancy

Minutes Certification:

Proposed minutes respectfully submitted,
Board Secretary/Recording Secretary _____ Date: _____

Approved by the Board of Directors on Date _____

Board Secretary _____ Date: _____

3G Water Supply Corporation
Balance Sheet
As of May 31, 2023

	<u>May 31, 23</u>
ASSETS	
Current Assets	
Checking/Savings	
Checking, Prosperity Bank	19,438.05
Lone Star Capital 6443	33,847.54
Money Market, Prosperity	250,846.58
Prosperity 069 Sweep	208,388.14
	<u>512,520.31</u>
Total Checking/Savings	512,520.31
Total Current Assets	512,520.31
Fixed Assets	
Land	40,000.00
Property & Equipment	
Accumulated Depreciation	-309,037.00
Electrical Upgrade Project	40,548.00
System Improvements	128,974.48
Property & Equipment - Other	260,228.05
	<u>120,713.53</u>
Total Property & Equipment	120,713.53
Total Fixed Assets	160,713.53
TOTAL ASSETS	<u><u>673,233.84</u></u>
LIABILITIES & EQUITY	
Liabilities	
Current Liabilities	
Other Current Liabilities	
Membership Fee Deposits	91,570.00
Renter's Deposits	1,250.60
	<u>92,820.60</u>
Total Other Current Liabilities	92,820.60
Total Current Liabilities	92,820.60
Total Liabilities	92,820.60
Equity	
Retained Earnings	556,711.69
Net Income	23,701.55
	<u>580,413.24</u>
Total Equity	580,413.24
TOTAL LIABILITIES & EQUITY	<u><u>673,233.84</u></u>

3G Water Supply Corporation
Income and Expense
May 2023

	May 23	Feb - May 23
Income		
5% Late Charge	201.76	730.71
Careflight	228.92	883.92
Connect Fees	100.00	100.00
Interest Income	846.58	2,588.95
Membership Fees	550.00	1,450.00
NSF Fee	0.00	25.00
Water Sales	20,694.61	78,922.24
Total Income	22,621.87	84,700.82
Gross Profit	22,621.87	84,700.82
Expense		
Administrative Expenses		
Answering Service	29.87	119.48
Bank Fees	3.05	28.05
Billing & Office Supplies	174.24	703.72
Careflight Customers	237.00	947.00
Internet	42.48	202.40
Office Administration	2,067.12	8,097.09
Postage	205.75	1,090.74
Total Administrative Expenses...	2,759.51	11,188.48
Insurance Expenses		
Insurance	5,702.00	5,702.00
Total Insurance Expenses	5,702.00	5,702.00
Professional Fees		
Special Projects	196.45	604.65
Total Professional Fees	196.45	604.65
Regulatory Fees		
Regulatory - TCEQ	0.00	1,138.25
Total Regulatory Fees	0.00	1,138.25
System Expenses		
Chemicals	0.00	348.24
Communications	0.00	758.43
Electricity	321.61	1,651.14
Grounds Maintenance	0.00	1,158.67
Laboratory	243.42	598.60
Maintenance	156.94	728.12

4:43 PM
06/15/23
Cash Basis

3G Water Supply Corporation
Income and Expense
May 2023

	<u>May 23</u>	<u>Feb - May 23</u>
Parts & Supplies	237.78	5,022.09
Replacement & Repair	1,191.45	5,210.20
Road Repair	0.00	4,000.00
Routine Operations	<u>5,722.60</u>	<u>22,890.40</u>
Total System Expenses	<u>7,873.80</u>	<u>42,365.89</u>
Total Expense	<u>16,531.76</u>	<u>60,999.27</u>
Net Income	<u><u>6,090.11</u></u>	<u><u>23,701.55</u></u>

7/6/2022 10:49:08AM

Reprinted for: 6/30/2022

Acct	RT Name	Usage	Reading	Water	Late C	Reconn	Adjust	Tap fee	Carefil	Member	Payment	Paid/Due	Total
286	2 DALLO, GARRY	5,890	66967	80.85					1.00				81.85
287	1 STOLTZ, TERRI	340	27124	65.00								(1.00)	64.00
288	1 DIETRICH, DWAYNE	0	0										0.00
291	1 LOPEZ, JORGE	0	0										0.00
292	1 MCKINNEY, LANELL	0	0										0.00
293	1 CONANT, IRENE/JEFFE	0	42	65.00					1.00			(50.00)	(50.00)
294	2 SOUTHARD, PRADUPP	3,090	58517	65.00					1.00				66.00

7/6/2022 10:49:08AM ***GWS***

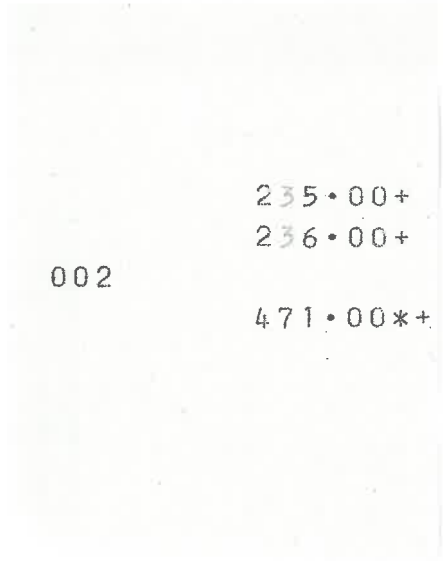
Reprinted for: 6/30/2022

Billing Register Summary

Water	\$23,319.97	Total Current Charges	\$23,541.64	Total Usage	1,298,660
Late Charge		Past Due	\$3,414.16	291 Accounts Listed	
Reconnect Fee	\$243.21	Prepay/Overpay	(\$4,981.93)		
Adjustments	(\$354.82)	Total Receivables	\$21,973.87		
Tap fee		Undue Assessments	\$196.56		
Carefilite	\$235.00	Adjusted Receivables	\$22,170.43		

Membership fee
 Payment Plan \$98.28
 Professional General Management

Qualified By: All Customers



002

235.00+
 236.00+
 471.00*+

Acct	Rt Name	Usage	Reading	Water	Late C	Reconn	Adjust	Tap	le	CareFI	Member	Payment	PastDue	Total
287	1 STOLTZ, TERRI	3,630	29294	65.00						1.00				65.00
288	2 DIETRICH, DWAYNE	8,720	3758	110.56						1.00				111.56
291	2 LOPEZ, JORGE	0	22	65.00						1.00				65.00
292	1 MCKINNEY, LANELL	10,210	1363	126.21						1.00			(10.00)	116.21
293	1 CONANT, L.J. JOHNSON	140	310	65.00						1.00				66.00
294	2 SOUTHARD, PRADUPP	390	59437	65.00						1.00				66.00
295	1 SMITH, AUNDREA/ERIC	870	41832	65.00	5.00					1.00			(5.00)	66.00
296	2 EDWARDS, ERIC/DEBR	10,280	12065	126.94	5.00					1.00			(5.00)	127.94
297	3 DUKES, SCOTT C/PATR	190	6077	65.00						1.00				66.00
298	2 SCHWEIGER, ROBERT	3,570	26540	65.00						1.00				65.00
299	3 GRAHAM, JOHN & MIC	1,700	29890	65.00						1.00				66.00
300	2 MCLAUGHLIN, KEVIN J	1,250	23842	65.00						1.00				66.00
301	2 HEALY, PAIGE	2,780	7619	65.00	5.00					1.00			68.77	138.77
302	1 EDWARDS, ERIC L.	0	0	65.00						1.00				66.00
303	3 ROYAL PANORAMA EN	0	32250							1.00				0.00
304	2 STAMOS, BONNIE/MICI	12,910	35275	154.56						1.00				155.56
305	3 LEAK, ALEX	3,900	26275	65.00						1.00				66.00
306	2 PAYNE, JERREMY	9,030	29884	113.82						1.00				113.82
307	3 STROUD, JAZMYN/KOR	0	32250	65.00						1.00				65.00

ENTERED
6/13/23

6/6/2023
4:00:41PM
3GWSC

Reprinted for:
5/31/2023

Billing Register Summary

Water	\$19,045.41	Total Current Charges	\$19,413.76	Total Usage	675,550
		Past Due	\$1,554.30	304 Accounts Listed	
		Prepay/Overpay	(\$5,847.89)		
		Total Receivables	\$15,120.17		

Late Charge	\$148.78
Reconnect Fee	\$50.00
Adjustments	(\$66.43)
Tap fee	
CareFlite	\$236.00

Membership fee
Payment Plan
Professional General Management

Qualified By: All Customers



Central Texas Electric Co-op

P.O. Box 553 · Fredericksburg, Texas 78624-0553

A Touchstone Energy® Cooperative

Master Account	Billing Date
9587700	05/30/2023
Total Due On or Before 06/20/2023	
	\$337.61
Bank Draft on 06/19/2023	

Reminder! District membership meetings will be held starting June 5th. Registration info is on the May Texas Co-op Power magazine.

Plan now to attend the meeting in your district. Get a \$10.00 bill credit and hear reports and plans regarding your co-op.

Board of Directors elections will be held in Districts 4, 5 and 6



BY:

Fredericksburg (830) 997-2126 www.ctec.coop
 Toll-Free (800) 900-CTEC (2832)
 Pay By Phone Anytime Toll Free (877) 495-6842

12479 1 AB 0.507 5 12479
 3-G WATER SUPPLY CORP C-36
 26550 RANCH ROAD 12 UNIT 1
 DRIPPING SPRINGS TX 78620-4973



Account No. 9587700	Power Cost Pass-Thru	3407 kWh @ 0.0360	122.65
Service: Electric - Commercial	Transmission Cost Pass-Thru	3407 kWh @ 0.0140	47.70
Service Point: WELL/BUSINESS	Distribution Energy Charge	3407 kWh @ 0.0262	89.26
Service Dates: 04/27/2023 to 05/30/2023	Distribution Access Charge		39.00
Meter No. 1600307	Account Total		298.61
Current Reading X 1 97890			
Previous Reading 94483			
Total kWh Usage 3407			
kWh Used Last Year 4311			

Account No. 9571101	Distribution Access Charge	39.00
Service: Electric - Commercial	Account Total	39.00
Service Point: WATER PUMP		
Service Dates: 04/27/2023 to 05/30/2023		
Meter No. 2006225	X 1	
Current Reading 811		
Previous Reading 811		
Total kWh Usage 0		
kWh Used Last Year 0		

Return this Portion of Bill with Payment - Do Not Fold or Staple Items - Do Not Send Cash

3-G WATER SUPPLY CORP	Master Account	Invoice No.	Cycle	Page	Total Due On or Before 06/20/2023	\$337.61
	9587700	301	2	1 of 1		

Visit www.ctec.coop to sign up for Smarthub. Pay your bill and view your usage. Go Paperless!

Operation Round-Up is "Neighbors Helping Neighbors." Call any CTEC office to sign up.

Show Address Changes Below

CENTRAL TEXAS ELECTRIC CO-OP
 PO BOX 473
 FREDERICKSBURG TX 78624-0473





DUPLICATE
INVOICE

Invoice # S574101
Invoice Date 3/24/23
Account # 152237
Sales Rep MATTHEW DULOCK
Phone # 512-268-3000
Branch #124 Kyle, TX
Total Amount Due \$298.85

1830 Craig Park Court
St. Louis, MO 63146

RECEIVED
JUN 13 2023

Remit To:
CORE & MAIN LP
PO BOX 28330
ST LOUIS, MO 63146

BY:

Shipped To:
CUSTOMER PICK-UP

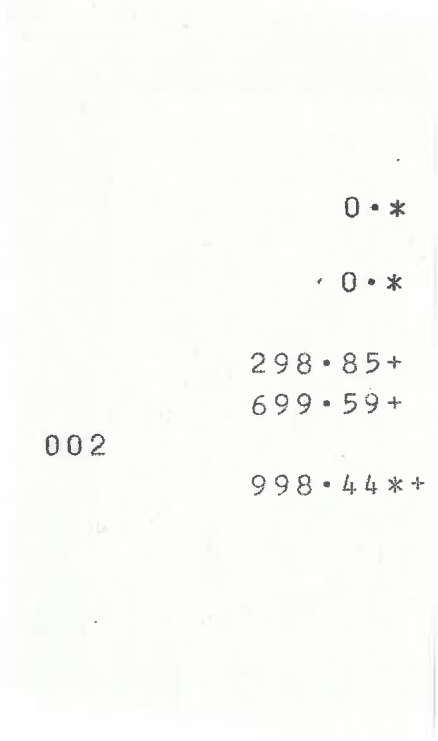
3 G WATER SUPPLY CORP
504 WILLOW ST
BUCHANAN DAM TX 78609-4308

ENTERED
6/13/23

Thank you for the opportunity to serve you! We appreciate your prompt payment.

Date Ordered 3/24/23 Date Shipped 3/24/23 Customer PO # PGMS Job Name Job # Bill of Lading Shipped Via WILL CALL Invoice# S574101

Product Code	Description	Quantity		B/O	Price	UM	Extended Price
		Ordered	Shipped				
45D1200DIRB	12 D1200 PLAS MTR BOX PLAS/RD W/PLAS COVER & READER LID	5	5		59.77000	EA	298.85



0.*

0.*

298.85+

699.59+

002

998.44*+

Freight Delivery Handling Restock Misc

Subtotal: 298.85
Other: .00
Tax: .00
Invoice Total: \$298.85

Terms: NET 30
Ordered By: ZAC

This transaction is governed by and subject to Core & Main's standard terms and conditions, which are incorporated by reference and accepted.
To review these terms and conditions, please visit: <http://tandc.coreandmain.com/>



DUPLICATE
INVOICE

1830 Craig Park Court
St. Louis, MO 63146

Invoice # S458441
Invoice Date 3/06/23
Account # 152237
Sales Rep MATTHEW DULOCK
Phone # 512-268-3000
Branch #124 Kyle, TX
Total Amount Due \$699.59

RECEIVED
JUN 13 2023

Remit To:
CORE & MAIN LP
PO BOX 28330
ST LOUIS, MO 63146

3 G WATER SUPPLY CORP
504 WILLOW ST
BUCHANAN DAM TX 78609-4308

BY:

Shipped To:
CUSTOMER PICK-UP

ENTERED
6/13/23

CUSTOMER JOB- PGMS

Thank you for the opportunity to serve you! We appreciate your prompt payment.

Date Ordered 3/02/23 Date Shipped 3/03/23 Customer PO # STOCK Job Name PGMS Job # Bill of Lading Shipped Via WILL CALL Invoice# S458441

Product Code	Description	Quantity		B/O	Price	UM	Extended Price
		Ordered	Shipped				
70317048008	317-048008-000 4X1IP SADDLE EPOXY W/304SS STRAPS 4.40-4.80 OD	1	1		95.07000	EA	95.07
3710BA43444WGNL	BA43-444WGNL 1 ANG BMV GJCTS MN W/LW (NO LEAD)	2	2		181.76000	EA	363.52
3910I52	#52 1 SS INSERT F/CTS PE	100	100		2.41000	EA	241.00

Freight Delivery Handling Restock Misc

Subtotal: 699.59
Other: .00
Tax: .00
Invoice Total: \$699.59

Terms: NET 30
Ordered By: ZACK

This transaction is governed by and subject to Core & Main's standard terms and conditions, which are incorporated by reference and accepted.
To review these terms and conditions, please visit: <http://tandc.coreandmain.com/>



STATEMENT

1830 Craig Park Court
St. Louis, MO 63146

Statement Date 5/26/2023
Account # 152237
Sales Rep MATTHEW DULOCK
Phone # (512)990-8470
Branch #160 Pflugerville, TX
Balance Due \$1,013.42

Remit To: 512-268-3000
CORE & MAIN LP Kim
PO BOX 28330
ST LOUIS MO 63146

3 G WATER SUPPLY CORP
504 WILLOW ST
BUCHANAN DAM TX 78609 4308

RECEIVED
MAY 31 2023

BY:

Previous Balance \$998.44
Payments \$.00
Purchases/Cr/Adj \$14.98
Current Balance \$1,013.42

Kitty

Thank you for the opportunity to serve you! We appreciate your prompt payment.

Date	Type	Invoice	Purchase Order	1-30 Days	31-60 Days	61-90 Days	Over 90 Days	
STOCK ACCOUNT								
3/06/23	INV	S458441	STOCK			699.59		
3/24/23	INV	S574101	PGMS			298.85		
5/26/23	S/C	SC58731		14.98				
STOCK ACCOUNT TOTAL				1,013.42	14.98	.00	998.44	.00

6/13/23 Called because invoices not coming here. Received invoices trying to get service charge waived.

ADJ - Adjustment
C/M - Credit Memo
D/M - Debit Memo
INV - Invoice
PAY - Payment
S/C - Service Chg
U/C - Unapplied

Customer Totals: \$14.98 \$0.00 \$998.44 \$0.00

The transactions included on this statement are governed by and subject to Core & Main standard terms and conditions, which are incorporated by reference and accepted. To review these terms and conditions, please visit: <http://tandc.coreandmain.com/>

Balance Due \$1,013.42

DSHS CENTRAL LAB MC2004
P O BOX 149347

AUSTIN, TX 78714-9347

THREE G WATER COOP (042023)
26550 RANCH ROAD 12 UNIT 1
DRIPPING SPRINGS, TX 78620-4973

RECEIVED
MAY - 9 2023

BY:

ENTERED
6/13/23

Account # CEN.CD2555_042023 PWS ID#1500006 Date: 05/01/2023 Page:

This is your statement for 2023

DESCRIPTION	Amount
Previous Charges ----->	7875.43
Payments Received ----->	-7714.75
Adjustments ----->	
Net Balance from Prior Periods ----->	160.68
Charges this period ----->	483.49
Total Balance Due ----->	644.17

Account# CEN.CD2555_042023

**Please make checks payable to : DSHS CENTRAL LAB MC2004
and include this statement with payment**

Mail to : DSHS CENTRAL LAB MC2004
P O BOX 149347
AUSTIN, TX 78714-9347

Please feel free to contact DSHS CENTRAL LAB MC2004 billing department @ 512-776-7317 if you have been billed in error or if you have any questions concerning your statement. Thank you!

DSHS CENTRAL LAB MC2004
P O BOX 149347

AUSTIN, TX 78714-9347

THREE G WATER COOP (052023)
26550 RANCH ROAD 12 UNIT 1
DRIPPING SPRINGS, TX 78620-4973

RECEIVED
JUN 12 2023

BY:

Account # CEN.CD2555_052023 PWS ID#1500006 Date: 06/01/2023 Page:

This is your statement for 2023

DESCRIPTION	Amount
Previous Charges ----->	8358.92
Payments Received ----->	-7875.43
Adjustments ----->	
Net Balance from Prior Periods ----->	483.49

Account# CEN.CD2555_052023

Please make checks payable to : DSHS CENTRAL LAB MC2004
and include this statement with payment

Mail to : DSHS CENTRAL LAB MC2004
P O BOX 149347
AUSTIN, TX 78714-9347

Please feel free to contact DSHS CENTRAL LAB MC2004 billing department @ 512-776-7317 if you have been billed in error or if you have any questions concerning your statement. Thank you!

DATE	CPT#	TICKET	SSN#	UNIT	LIST	OPEN	DESCRIPTION OF TEST
TCEQ ID:2309165/ID# 03/02/23 EZZ00 EZZ0072A	DOB AG31445		1	211.57	211.57		SYNTHETIC ORGANIC CONTAMINANTS - GROUP 5 (
TCEQ ID:2314212/ID# 03/02/23 EZZ01 EZZ0191A	DOB AG31295		1	164.96	164.96		ALL METALS / DRINKING WATER
TCEQ ID:2347806/ID# 03/02/23 EZZ00 EZZ0088A 03/02/23 EZZ00 EZZ0084A	DOB AG31333 AG31333		1 1	55.33 51.63	55.33 51.63		HALOACETIC ACIDS, DW, EPA 552.2 TRIHALOMETHANES, DW, EPA 524.2
TOTAL						483.49	



WATERWORKS

FERGUSON WATERWORKS #1106
4427 FACTORY HILL DRIVE
SAN ANTONIO, TX 78219-2704

INVOICE NUMBER	TOTAL DUE	CUSTOMER	PAGE
1233946	\$48.02	55961	1 of 1

**PLEASE REFER TO INVOICE NUMBER WHEN
MAKING PAYMENT AND REMIT TO:**

FERGUSON WATERWORKS #1106
P O BOX 847411
DALLAS, TX 75284-7411

Please contact with Questions: 210-333-2410



MASTER ACCOUNT NUMBER: 276781

SHIP TO:

BY:

PROFESSIONAL GEN MGMT SVCS INC
26550 RANCH RD 12 SUITE 1
DRIPPING SPRINGS, TX 78620



SHIP WHSE.	SELL WHSE.	TAX CODE	CUSTOMER ORDER NUMBER	SALESMAN	JOB NAME	INVOICE DATE	BATCH ID
1254	1254	TX1254	JOEY	RLS	3G WATER	05/08/23	77740

ORDERED	SHIPPED	ITEM NUMBER	DESCRIPTION	UNIT PRICE	UM	AMOUNT
			THANK YOU FOR YOUR BUSINESS! PLEASE VISIT US AT FERGUSON.COM			
1	1	O30756	8 OZ PURP PRMR - NSF LISTED	7.950	EA	7.95
1	1	O30891	8 OZ PVC BLUE RAIN R SHINE CMNT	10.950	EA	10.95
1	1	P40SMAK	2 PVC S40 SXM ADPT	1.870	EA	1.87
1	1	PFPCCNK	2 PVC IPS COMP COUP	15.530	A.447	8.59
10	10	P40PK10	2X10 FT PVC DWV S40 PE PIPE	150.000	C	15.00
INVOICE SUB-TOTAL						44.36
TAX Branch 1254						3.66

LEAD LAW WARNING: IT IS ILLEGAL TO INSTALL PRODUCTS THAT ARE NOT "LEAD FREE" IN ACCORDANCE WITH US FEDERAL OR OTHER APPLICABLE LAW IN POTABLE WATER SYSTEMS ANTICIPATED FOR HUMAN CONSUMPTION PRODUCTS WITH *NP IN THE DESCRIPTION ARE NOT LEAD FREE AND CAN ONLY BE INSTALLED IN NON-POTABLE APPLICATIONS. BUYER IS SOLELY RESPONSIBLE FOR PRODUCT SELECTION.

Looking for a more convenient way to pay your bill?

Log in to [Ferguson.com](https://www.ferguson.com) and request access to Online Bill Pay.



TERMS: NET 10TH PROX	ORIGINAL INVOICE	TOTAL DUE	\$48.02
-----------------------------	-------------------------	------------------	----------------

All past due amounts are subject to a service charge of 1.5% per month, or the maximum allowed by law, if lower. If Buyer fails to pay within terms, then in addition to other remedies, Buyer agrees to pay Seller all costs of collection, including reasonable attorney fees. Complete terms and conditions are available upon request or at <https://www.ferguson.com/content/website-info/terms-of-sale>, incorporated by reference. Seller may convert checks to ACH. *Any reference to or incorporation of Executive Order 14042 and/or the EO-implementing Federal clauses (FAR 52.223 -99 and/or DFARS 252.223-7999) is expressly rejected by Seller and shall not apply as Seller is a materials supplier and therefore exempt under the Executive Order.*



Your Monthly Invoice

Account Summary

New Charges Due Date	6/09/23
Billing Date	5/16/23
Account Number	325-379-3682-013085-5
PIN	8237
Previous Balance	-40.90
Payments Received Thru 5/16/23	.00
Balance Forward	-40.90
New Charges	221.30
Total Amount Due	\$180.40

RECEIVED
MAY 24 2023

BY:

ENTERED
4/13/23



ANYTIME,
ANYWHERE
SUPPORT

Our new MyFrontier® app makes it easy to manage your account, make a payment, track your orders and get support on the go.

frontier.com/resources/myfrontier-mobile-app

WAYS
TO PAY
YOUR
BILL



[frontier.com/
signupforautopay](http://frontier.com/signupforautopay)



800-801-6652



Google Play



Download on the App Store

MyFrontier® app



P.O. Box 211579
Eagan, MN 55121-2879

6790 0007 NO RP 16 05162023 YNNNNNYN 01 011558 0036

3 G'S WATER SUPPLY CORP
26550 RANCH ROAD 12 UNIT 1
DRIPPING SPRINGS TX 78620-4973



PAYMENT STUB

Total Amount Due	\$180.40
New Charges Due Date	6/09/23
Account Number	325-379-3682-013085-5
Amount Enclosed	\$ _____

Mail Payment To:

FRONTIER
PO BOX 740407
CINCINNATI, OH 45274-0407



3310063253793682013085000000000000000000180405



Date of Bill
Account Number

5/16/23
325-379-3682-013085-5

CURRENT BILLING SUMMARY

Local Service from 05/16/23 to 06/15/23

Table with columns: Qty Description, Charge. Includes Basic Charges (OneVoice, Multi-Line, Access Recovery, etc.) and Non Basic Charges (Federal Primary, Secure Pro, etc.). Total: 221.30

CUSTOMER TALK

We are increasing the Road Recovery Surcharge by \$1.00 starting this month. We charge this fee to cover a portion of the money we spend to move our network due to road work projects required by government agencies.

Important promotional pricing information...

The term service plan to which you subscribe includes an early termination fee if you cancel or change services before your term expires. Refer to the Monthly Service Charges section of this bill for applicable term dates.



Detail of Frontier Com of America Charges

Toll charged to 325/379-3682

Legend Call Types:

- DD - Day
DN - Night

Caller Summary Report

Table with columns: Calls, Minutes, Amount. Rows: Main Number, ***Customer Summary

Caller Summary Report

Table with columns: Calls, Minutes, Amount. Rows: Intrastate, ***Customer Summary

Professional General Management Services, Inc.
 26550 Ranch Road 12, Ste. 1
 Dripping Springs, Texas 78620

Invoice

Date	Invoice #
6/6/2023	073-109

Bill To:

3G Water Supply Corporation
 504 Willow Street
 Buchanan Dam, Texas 78609

ENTERED
 6/14/23

Terms

Net 15

Work Order	Qty	Item Code	Description	Price Each	Amount
May 2023 Services	1	Routine Water Operations	Routine water Operations & Meter Reading	5,722.60	5,722.60
	1	Office Administration	Basic Office Administration May 2023	1,901.24	1,901.24
	2	BAC T Sample(s)		41.37	82.74
	265	Billing Supplies	Billing Supplies	0.66	174.90
		Postage cost	Postage + 15% Markup	208.03	208.03
	351	Reproduction & facsimile	Meeting Materials and Administration	0.29	101.79
	1	Answering Service (24 hour)	May 2023	29.87	29.87
			Non - Routine Services		
W.O. 05-2023-001	4.75	Operator	Leak repair @ Hwy 261 Near Geola (5/5/23)	55.01	261.30
	4.75	Service Truck		23.46	111.44
W.O. 05-2023-002	1.25	Operator	Leak repair @ 102 N. Greenwood (5/15/23)	55.01	68.76
	1.25	Service Truck		23.46	29.33
W.O. 05-2023-003	1	Service turn-off	104 Bass Circle (5/17/23)	36.86	36.86
W.O. 05-2023-004	1	Operator	Service investigation @ 557 Golden Beach Dr. (5/23/23)	55.01	55.01
	1	Service Truck		23.46	23.46
W.O. 05-2023-005	1	Service turn-on	557 Golden Beach Dr. (5/26/23-5/30/23)	36.86	36.86
W.O. 05-2023-006	1.75	Operator	Leak repair @ 312 N Summit Trl. (5/30/23)	55.01	96.27
	1.75	Service Truck		23.46	41.06

Thank you for allowing PGMS to perform your water utility needs!

Total \$8,981.52

Balance Due \$8,981.52

Phone #	Fax #	E-Mail	Web Site
(512) 894-3322		gina@pgms.net	http://www.pgms.net



Tim's Lawn and Landscape

407 N. River Oaks Dr.
Burnet, Texas 78611

Invoice

Date	Invoice #
6/6/2023	10399

Bill To
3G Water Supply Corp 504 Willow St. Buchanan Dam, Texas 78609

RECEIVED
JUN 07 2023

ENTERED
6/13/23

BY:

P.O. No.	Terms	Project

Quantity	Description	Rate	Amount
	Misc. Mowing- mow, edge trim and blow off 6-3-23- Water plant	80.00	80.00
	Misc. Mowing- mow, edge trim well field 6-3-23	220.00	220.00

Make checks payable to Tim's Lawn

E-mail
Timslawn.landscape@gmail.com

Total

\$300.00

ZEECON WIRELESS INTERNET
 904 MAIN ST
 MARBLE FALLS, TX 78654



RECEIVED
 JUN 01 2023

Invoice

3G WATER
 3G WATER SUPPLY
 504 WILLOW STEET
 BUCHANAN DAM, TX 78609

BY:

ENTERED
 6/13/23

Previous Payment Details		
Amount	Date Received	Balance Forward
\$42.48	May 15, 2023	\$0.00

Contact Us: Web: zeecon.com Phone: (830) 798-9388 Email: billing@zeecon.com

USERNAME	CUSTOMER ID	INVOICE DATE	INVOICE #	DUE DATE
jzubkus	2005995	06/01/2023	45277	06/25/2023
Description	Quantity	Rate	Amount	
5Mbps Internet Service (Jun 01, 2023 - Jun 30, 2023)	1	\$57.48	\$57.48	
Community Service Discount (Recurring)	1	-\$15.00	-\$15.00	
Thank You!	New charges:		\$42.48	
	Taxes:		\$0.00	
	Total for this invoice:		\$42.48	
	Balance forward:		\$0.00	
		Total Due:	\$42.48	

Please make checks payable to Zeecon Wireless Internet. Detach and include this with your payment.

Check this box if your address has changed and write your new address on the space below.

DO NOT PAY
 Your account is setup for autopay on the 5th day of the month.

Account Summary ID: 20059951	
Username:	jzubkus
Invoice No.:	45277
Invoice Date:	Jun 01, 2023
Due Date:	Jun 25, 2023
Total Balance:	\$42.48
Amount Enclosed:	Automatically Billed

Addressee

Remit To

3g Water
 3G Water Supply
 504 Willow Steet
 Buchanan Dam, TX 78609

Zeecon Wireless Internet
 904 Main St
 Marble Falls, TX 78654

Professional General Management Services, Inc.

Water Utility Management, Project Management
Planning, Training, Consulting

26550 Ranch Road 12, Suite 1 * Dripping Springs, Texas 78620 * (512) 894-3322 * fax (512) 858-1414

Memorandum

To: Nancy Stanford, President
Governing Board of Directors
3G Water Supply Corporation

From: Patric C. King, General Management *pck*

Subj: System Operations and Management Report

Date: June 12, 2023

Dear President Stanford, et al.

Professional General Management Services, Inc. (PGMS, Inc.) is pleased to provide the following information relating to water system management for the period ending May 2023.

I. Water Operations Report:

A. Water Accountability/Pumping Report.

Period Ending	Gallons Pumped (+)	Gallons Sold (-)	Gallons Flushed/Leaks (-)	Gallons Accounted For	Net Water Loss
Jan. 2023	939,200	646,360	132,912	779,272	159,928 (17.03%)
Feb. 2023	961,300	809,280	41,575	850,055	110,445 (14.49%)
Mar. 2023	931,300	752,130	41,325	739,455	127,845 (14.80%)
April 2023	1,019,000	800,000	34,230	834,230	185,670 (18.21%)
May 2023	916,900	675,550	96,400	771,950	145,950 (15.81%)
June 2022	1,738,300	1,298,660	77,140	1,375,800	362,500 (20.85%)
July 2022	1,828,400	1,487,750	222,365	1,710,115	118,285 (6.47%)
Aug. 2022	1,461,900	1,192,590	38,900	1,231,490	230,410 15.76%
Sept. 2022	1,102,900	905,230	37,000	942,230	160,670 (14.57%)
Oct. 2022	995,200	792,250	50,420	842,670	152,530 (15.33%)
Nov. 2022	919,200	703,340	99,076	728,290	116,784 (12.71%)
Dec. 2022	978,700	637,970	132,912	770,882	207,818 (21.23%)

$(\text{Gallons Pumped}) - (\text{Gallons sold}) - (\text{Estimated Gallons flushed})$
 $= (\text{Net Water Loss}) / \text{Gallons pumped} = \text{Percentage water loss}$

(For frame of reference, a 5-gallon per minute leak over a 24-hour period totals 7,200 gallons/day, or 216,000/month.)

B. Water Leak & Repair Report.

- An itemized list of water loss from leaks and flushing is attached to this report. Total estimated gallons lost (leaks / flushing) but accounted for this period **96,400 Gallons.**

C. System Report:

- Monthly Bacteriological Testing.

The routine monthly bacteriological sample (1 ea.) was submitted for testing this period resulting in no coliform organisms found.

II. Systems Accounts. Water Customer Account Summary. Below recaps dollars (\$\$) billed.

		Current Period (May 2023)	# Of Accts.		Previous Period (April 2023)	# Of Accts.
1.	Active Connections	273			271	
2.	Water Billed (\$)	19,045.41	273		19,798.72	271
3.	Renters Deposit					
4.	CSI Fee					
5.	Late fees assessed	148.78	28		276.89	31
6.	Connect/Reconnect fees	60.00	1			
7.	Adjustments (See adjustments report)	(66.43)	4		(60.00)	2
8.	Tap fees paid					
9.	Payment Plan					
10.	Regulatory assessments					
11.	Total Membership fees					
12.	Transfer Fee					
13.	Care Flight	236.00	236		236.00	236
14.	Total current charges	\$19,413.76	274		\$20,251.61	271

III. Significant Events:

A. Status of TCEQ Violations.

This continues to be a work in process. Below is a recap of last month's report.

1. All wells have been identified and plotted (with the exception of the well with a wooden privacy fence). There are two unused wells that are being investigated further to determine their current status. If those wells are found to be un-repairable, they are required to be properly plugged.
2. Chlorine injection points have been located. This is important to determine contact time calculations ("CT Study").

3. The chart recorder is now working for continuous monitoring of chlorine residuals. The handheld turbidimeter is not working and is being sent to Hach for repairs and calibration. The single on-line turbidity meter is working.
4. Harmsco Filters has been contacted for verification as to whether the filters can be connected in series or parallel. This is important as it may reduce the number of in-line turbidity meters needed to come into compliance.
5. The master meter for combine flows from the wells has now been repaired, calibrated and ready to be installed.
6. Well meters are pending delivery. A schematic of the plant and CT study is a work in process. Once completed, these will need to be submitted to TCEQ for its approval.

I have reached out to the engineer for updates on his work and await his response.

B. Generator Status / Quote for a replacement Control Panel.

From last meeting, it was reported that Mr. Bobby Sanford with Electric-S performed an on-site review of the generator and found that the alternator in the current control panel is inoperable, not serviceable and is no longer being manufactured.

Among other things, in a power outage event the control panel allows only critical components to operate thereby reducing the amps needed to keep the system in water. Electric-S has provided a proposal to provide a new control panel, a copy of which is attached. This will be a new factory fabricated control panel at a cost of **\$9,500.00**, with delivery of 14-16 weeks. Management reached out to 5S Service Company for an additional quote for this work several months ago, have not received a response.

Management recommends that 3G look favorably on this proposal from Electric -S at this time. This quoted price is in line with control panels purchased for other water systems.

C. Lake Line Crossing.

Management has received several quotes to have this work performed. A spreadsheet has been attached to show the quotes that have been received. *(See spreadsheet attached).*

The most recent quote dated June 13, 2023, from 4L utilities, LLC proposes to install the HDPE piping by "Pipe Bursting". This method takes the 6 inch pipe and pulls it through the existing 4 inch pipe. This will destroy the existing 4 inch line which will be left in place. This method will require using the Corix interconnect for an approximate period of two weeks.

The quote includes materials, parts, labor and equipment to complete the project for **\$124,200.00**. Management has asked for additional information about the guarantee or warrantee and wait for a response at this time. Management believes this is the most cost-effective quote received. *(See quote attached).*

D. Banking Considerations.

Last meeting it was decided to open a SWEEP account with Pioneer Bank in order to earn a market-based interest rate and have all funds FDIC insured. After that meeting, Pioneer bank called my office and left a message for a return call. The call was returned three separate times without haven spoke with the caller. Management is unclear where this initiative stands at this time.

Enclosures/ Spreadsheet of Quotes for line crossing, 06/2023
Quote from 4L Utilities dated 06/13/2023.
Systems Totals Report, May 2023 (three routes)
Adjustments Report, May 2023
Leak & Flushing Report, May 2023
Credit Card Usage Report, May 2023
Past Due List, current

ESTIMATE

4L UTILITIES, LLC
PO Box 713
Burnet, TX 78605

jlloyd@4lu.org
+1 (512) 588-6100



3G WSC Water Line, Greenwood Acres to Golden Beach

Bill to

P.G.M.S.
26550 RR 12
Suite 1
Dripping Springs, Tx 78620

Estimate details

Estimate no.: 3053
Estimate date: 06/13/2023
Expiration date: 06/19/2023

Product or service

Amount

1. **Water Line** \$124,200.00

Turn Key Pipe Burst approximately 2300 lf of 6 inch HDPE pipe, bacterial and pressure test and tie in with two 6 inch gate valve sat Golden Beach and at Greenwood Acres.
Completion in 2 weeks weather permitting.

Pipe Bursting will expedited the process and reduce materials needed, resulting in a faster more efficient process. This will also provide minimal disruption to the surrounding soil.

*Exclusions: Rock/Dolomite and rock/dolomite excavation, asphalt and concrete repair, unknown or unmarked utilities, permits, natural vegetation, landscaping and sidewalk repair and haul off.

*Rock/Dolomite excavation is not included in this estimate.

If rock/dolomite are encountered additional charges will be determined and billed as a change order to the project.

**Additional Exclusions:

+Temporary water supply not included during construction period.

+Engineering or drainage calculations of any kind (we have no floodplain information)

+Erosion control

+Traffic control

+Surveying or staking of any kind , only a crude as built will be provided

+All work performed will be drawn in the locations and agreed upon prior to installation

+All coordination with community is the responsibility of the owner (including barrier fence)

+This proposal is based on 1 mobilization of equipment and material

+Density control is not included due to no geotechnical information

+All back fill will be native back material

+4L does not assume any liability due to local unknown procedures, it is the owner's responsibility to provide any permits and notify any government authority that could possibly relate to the scope of work whatsoever.

+A representative of the owner will need to approve all work on a timely basis as the work progresses .

Total **\$124,200.00**

Deposit due \$18,630.00

Expiry date 06/19/2023

Ways to pay

6/7/2023

4:06:39PM

Reprinted for: 5/31/2023

Directors Report

3G WATER SUPPLY CORP.

Water Pumped This Month	916,900 Gallons
Water Sold This Month	675,550 Gallons
Water Used for Fire and Flushing Line	96,400 Gallons
Water Loss	144,950 Gallons
Water Loss (%)	15.81 %

	Amount (\$)	# Of Accounts
Total Water	19,045.41	273
Total Late Charge	148.78	28
Total Reconnect Fee	50.00	1
Total Adjustments	(66.43)	4
Total CareFlite	236.00	236
Total Current Charges	19,413.76	274
<hr/>		
Amount Past Due 1-30 Days	1,273.27	18
Amount Past Due 31-60 Days	144.03	2
Amount Past Due Over 60 Days	137.00	1
Amount Of Overpayments/Prepayments	(5,847.89)	63
Total Receivables	15,120.17	267

Total Receipts On Account	21,159.29	249
Net Change in Memberships	550.00	2
Amount of All Memberships	95,045.74	272
Amount of All Deposit 2	2,050.60	14
Turned Off Accounts (Amount Owed)	202.06	12
Collection Accounts (Amount Owed)	122.27	18
Number Of Unread (Turned On) Meters		
Average Usage For Active Meters	2,354	287
Average Water Charge For Active Meters	69.76	273

Usage Groups	Gallons	# Of Accounts	Usage	Gallons	% Of Usage	% Of Sales
Over 50,000		0		0	0.00	0.00
40,001-50,000		0		0	0.00	0.00
30,001-40,000		0		0	0.00	0.00
20,001-30,000		0		0	0.00	0.00
10,001-20,000		8		101,730	15.06	6.41
8,001-10,000		6		53,490	7.92	3.55
6,001-8,000		8		55,210	8.17	3.84
4,001-6,000		31		148,070	21.92	11.49
2,001-4,000		76		215,560	31.91	25.94
1-2,000		116		101,490	15.02	39.06
Zero Usage		42		0	0.00	9.71
Total Meters		287		675,550	100.00	100.00

6/7/2023

4:00:34PM

Reprinted for:

5/31/2023

Route 1 Totals Report - Greenwood Acres

3G WATER SUPPLY CORP.

Water Pumped This Month	916,900 Gallons
Water Sold This Month	334,100 Gallons
Water Used for Fire and Flushing Line	476,940 Gallons
Water Loss	105,860 Gallons
Water Loss (%)	11.55 %

	Amount (\$)	# Of Accounts
Total Water	8,817.67	125
Total Late Charge	40.00	8
Total Adjustments	(1.43)	1
Total CareFlite	110.00	110
Total Current Charges	8,966.24	126
<hr/>		
Amount Past Due 1-30 Days	272.56	6
Amount Past Due 31-60 Days	0.00	
Amount Past Due Over 60 Days	137.00	1
Amount Of Overpayments/Prepayments	(3,240.93)	28
Total Receivables	6,134.87	125

Total Receipts On Account	8,501.90	114
Net Change in Memberships	0.00	0
Amount of All Memberships	44,450.00	127
Amount of All Deposit 2	400.00	3
Turned Off Accounts (Amount Owed)	202.06	7
Collection Accounts (Amount Owed)	-16.50	4
Number Of Unread (Turned On) Meters		
Average Usage For Active Meters	2,493	134
Average Water Charge For Active Meters	70.54	125

Usage Groups	Gallons	# Of Accounts	Usage	Gallons	% Of Usage	% Of Sales
Over 50,000		0		0	0.00	0.00
40,001-50,000		0		0	0.00	0.00
30,001-40,000		0		0	0.00	0.00
20,001-30,000		0		0	0.00	0.00
10,001-20,000		4		51,210	15.33	6.96
8,001-10,000		3		25,750	7.71	3.71
6,001-8,000		4		29,700	8.89	4.40
4,001-6,000		16		75,150	22.49	12.69
2,001-4,000		39		105,760	31.66	28.75
1-2,000		51		46,530	13.93	36.86
Zero Usage		17		0	0.00	6.63
<hr/>						
Total Meters		134		334,100	100.00	100.00

6/7/2023

4:05:32PM

Reprinted for:

5/31/2023

Route 2 Totals Report - Golden Beach

3G WATER SUPPLY CORP.

Water Pumped This Month	336,000 Gallons
Water Sold This Month	265,460 Gallons
Water Used for Fire and Flushing Line	1,200 Gallons
Water Loss	69,340 Gallons
Water Loss (%)	20.64 %

	Amount (\$)	# Of Accounts
Total Water	7,946.93	115
Total Late Charge	92.02	17
Total Reconnect Fee	50.00	1
Total Adjustments	(35.00)	2
Total CareFlite	99.00	99
Total Current Charges	8,152.95	115
Amount Past Due 1-30 Days	862.93	10
Amount Past Due 31-60 Days	73.54	1
Amount Past Due Over 60 Days	0.00	
Amount Of Overpayments/Prepayments	(2,110.84)	29
Total Receivables	6,978.58	111

Total Receipts On Account	9,884.50	106
Net Change in Memberships	350.00	1
Amount of All Memberships	39,420.74	113
Amount of All Deposit 2	950.60	6
Turned Off Accounts (Amount Owed)	0.00	4
Collection Accounts (Amount Owed)	138.77	7
Number Of Unread (Turned On) Meters		
Average Usage For Active Meters	2,231	119
Average Water Charge For Active Meters	69.10	115

Usage Groups	Gallons	# Of Accounts	Usage	Gallons	% Of Usage	% Of Sales
Over 50,000		0		0	0.00	0.00
40,001-50,000		0		0	0.00	0.00
30,001-40,000		0		0	0.00	0.00
20,001-30,000		0		0	0.00	0.00
10,001-20,000		3		38,740	14.59	5.84
8,001-10,000		2		17,750	6.69	2.82
6,001-8,000		3		18,830	7.09	3.21
4,001-6,000		11		55,370	20.86	10.05
2,001-4,000		31		90,410	34.06	25.36
1-2,000		50		44,360	16.71	40.46
Zero Usage		19		0	0.00	12.27
Total Meters		119		265,460	100.00	100.00

6/7/2023

4:04:47PM

Reprinted for:

5/31/2023

Route 3 Totals Report - Geola

3G WATER SUPPLY CORP.

Water Pumped This Month	109,340 Gallons
Water Sold This Month	75,990 Gallons
Water Used for Fire and Flushing Line	63,600 Gallons
Water Loss	-30,250 Gallons
Water Loss (%)	-27.67 %

	Amount (\$)	# Of Accounts
Total Water	2,280.81	33
Total Late Charge	16.76	3
Total Adjustments	(30.00)	1
Total CareFlite	27.00	27
Total Current Charges	2,294.57	33
<hr/>		
Amount Past Due 1-30 Days	137.78	2
Amount Past Due 31-60 Days	70.49	1
Amount Past Due Over 60 Days	0.00	
Amount Of Overpayments/Prepayments	(496.12)	6
Total Receivables	2,006.72	31

Total Receipts On Account	2,772.89	29
Net Change in Memberships	200.00	1
Amount of All Memberships	11,175.00	32
Amount of All Deposit 2	700.00	5
Turned Off Accounts (Amount Owed)	0.00	1
Collection Accounts (Amount Owed)	0.00	7
Number Of Unread (Turned On) Meters		
Average Usage For Active Meters	2,235	34
Average Water Charge For Active Meters	69.12	33

Usage Groups	Gallons	# Of Accounts	Usage	Gallons	% Of Usage	% Of Sales
Over 50,000		0		0	0.00	0.00
40,001-50,000		0		0	0.00	0.00
30,001-40,000		0		0	0.00	0.00
20,001-30,000		0		0	0.00	0.00
10,001-20,000		1		11,780	15.50	6.26
8,001-10,000		1		9,990	13.15	5.43
6,001-8,000		1		6,680	8.79	3.91
4,001-6,000		4		17,550	23.10	11.84
2,001-4,000		6		19,390	25.52	17.10
1-2,000		15		10,600	13.95	42.75
Zero Usage		6		0	0.00	12.71
Total Meters		34		75,990	100.00	100.00

ADJUSTMENTS

Tuesday, June 6, 2023
 Reprinted for: 5/31/2023
3G WATER SUPPLY CORP.

4:01:20PM

Reprinted For: 5/31/23

Page 1 of 1

ACCT. #	NAME	CODE	AMOUNT	APPROVAL	DATE
234	Roberts, Shannon	1	(\$1.43)		5/31/23
	1 Total Adjustments	(1.43)	For Adjustment 1		
284	RODRIGUEZ, REBECCA	16	(\$5.00)	LN	5/3/23
	removed late fee was not late last month-LN				
	1 Total Adjustments	(5.00)	For Adjustment 16		
240	Golden Beach POA Park	28	(\$30.00)	LN	5/31/23
	POA Park adjustment=LN				
241	Geola POA Park	28	(\$30.00)	LN	5/31/23
	POA Park adjustment=-LN				
	2 Total Adjustments	(60.00)	For Adjustment 28		

- 1. (1.43) Adjustment for mis-read meter
- 16. (5.00) Remove late fee
- 28. (60.00) Adjustment for poa park

4 Accounts 4Total Adjustments (\$66.43)

All Customers
 ***** Professional General Management

3G Water

Flush Log

May 2023

Route	Site	Address	Flush Duration (Minutes)	Outlet Size (Inches)	Average Flow (GPM)	Water Flushed (Gallons)	Cl2 Residual (mg/L)	Date	Operator
RTE 1	1	221 Lake Loop (GE)	20.0	2.0	80	1,600	2.30	5/10/2023	WJK
	2	Plant Processing Water (GE)				25,000			WJK
	3								
	4								
	5								
	6								
Greenwood Acres - RTE 1 - Flush Total:							26,600		
RTE 2	1	Blue Sky Way (GB)	15.0	2.0	80	1,200	3.70	5/17/2023	WJK
	2								
	3								
	4								
	5								
	6								
Golden Beach - RTE 2 - Flush Total:							1,200		
RTE 3	1	HWY 261 (Geola)	30.0	2.0	80	2,400	2.70	5/5/2023	WJK
	2	HWY 261 (Geola)	15.0	2.0	80	1,200	2.90	5/24/2023	WJK
	3								
	4								
	5								
	6								
Geola - RTE 3 - Flush Total:							3,600		
Totals			80.0			31,400			
Averages			20.0	2.0	80	6,280	2.90		
Maximums			30.0	2.0	80	25,000	3.70		5
Minimums			15.0	2.0	80	1,200	2.30		

3G Water

Additional Flush Log										May 2023	
Route	Site	Address	Flush Duration (Minutes)	Outlet Size (Inches)	Average Flow (GPM)	Water Flushed (Gallons)	Cl2 Residual (mg/L)	Date	Operator		
RTE 1	1										
	2										
	3										
	4										
	5										
	6										
Greenwood Acres - RTE 1 - Flush Total:							N/A				
RTE 2	1										
	2										
	3										
	4										
	5										
	6										
Golden Beach - RTE 2 - Flush Total:							N/A				
RTE 3	1										
	2										
	3										
	4										
	5										
	6										
Geola - RTE 3 - Flush Total:							N/A				
Totals			N/A				N/A				
Averages			N/A	N/A	N/A	N/A	N/A				
Maximums			N/A	N/A	N/A	N/A	N/A				
Minimums			N/A	N/A	N/A	N/A	N/A				
										Sites	0

3G Water

Leak Log							May 2023	
Route	Site	Location	Leak Duration (Days/Hours)	Leak Size (Inches)	Water Lost (Gallons)	Date	Operator	
RTE 1	1	Lake Loop (GE)	31 Days	0.2	5,000	5/1/2023	WJK	
	2							
	3							
	4							
	5							
	6							
Greenwood Acres - RTE 1 - Water Loss Total:					5,000			
RTE 2	1							
	2							
	3							
	4							
	5							
	6							
Golden Beach - RTE 2 - Water Loss Total:					N/A			
RTE 3	1	HWY 261 (Geola)	3 Days	0.3	60,000	5/3/2023	WJK	
	2							
	3							
	4							
	5							
	6							
Geola - RTE 3 - Water Loss Total:					60,000			
		Totals						
		Averages				65,000	Sites	
		Maximums				32,500		
		Minimums				60,000		
						5,000	2	

ADJUSTMENTS

Tuesday, June 6, 2023
 Reprinted for: 5/31/2023
3G WATER SUPPLY CORP.

4:01:20PM

Reprinted For: 5/31/23

Page 1 of 1


ACCT. #	NAME	CODE	AMOUNT	APPROVAL	DATE
234	Roberts, Shannon	1	(\$1.43)		5/31/23
	1 Total Adjustments	(1.43)	For Adjustment 1		
284	RODRIGUEZ, REBECCA	16	(\$5.00)	LN	5/3/23
	removed late fee was not late last month-LN				
	1 Total Adjustments	(5.00)	For Adjustment 16		
240	Golden Beach POA Park	28	(\$30.00)	LN	5/31/23
	POA Park adjustment=LN				
241	Geola POA Park	28	(\$30.00)	LN	5/31/23
	POA Park adjustment=-LN				
	2 Total Adjustments	(60.00)	For Adjustment 28		

- 1. (1.43) Adjustment for mis-read meter
- 16. (5.00) Remove late fee
- 28. (60.00) Adjustment for poa park

4 Accounts 4Total Adjustments (\$66.43)

All Customers
 ***** Professional General Management

[Reports \(/3gwater/report\)](#)
 [Administrators \(/3gwater/administrator\)](#)
 [Customers \(/3gwater/customer\)](#)
[Settings \(/3gwater/application\)](#)
 [Payments \(/3gwater/report/transactionssummary\)](#)
[Log Off 3gwateradmin \(/3gwater/account/logoff\)](#)



Transaction Summary

Description: This report gives you an overview of customer payment activity during the specified date range. The results are broken down by how the transactions were conducted - Online Profiles (your customer logged in to make a payment), Automatic payments, QuickPay payments, Phone payments, and SMS payments - with the far right column showing totals across all payment types.

Date Range:

to

Load Report

	Profile	QuickPay	Automatic	Phone	SMS	POS	Total
Transaction Count	18	4	24	13	0	0	59
Amount Totals	\$2,095.45	\$267.88	\$1,639.16	\$1,369.38	\$0.00	\$0.00	\$5,371.87
Fee Totals	\$101.81	\$14.72	\$89.57	\$67.78	\$0.00	\$0.00	\$273.88
Donation Totals	\$0.00	--	--	--	--	--	\$0.00

A	B	C	D	E	F	G	H	I	J
1									
2	Acct #	Name	1-30	31-60	61+	last pymt	last py date	Total	Comments
3	5	Barrios, Thelma	72.76	71.78	70.49	183.28	3/29/2023	215.03	schedule turn off
4	29	Crow, Mike & Melissa	89.89	69.90		161.61	4/26/2023	159.79	schedule turn off
5	35	Henderson, M.F.	71.00	72.50		137.00	5/4/2023	143.50	schedule turn off
6	82	Duncan, Thomas & Kelly	72.69	153.87		450.00	5/4/2023	226.56	schedule turn off
7	195	Burke, Mark & Stacy	71.00	66.00		66.00	4/20/2023	137.00	schedule turn off
8	301	HEALY, PAIGE	70.00	68.77		65.98	4/20/2023	138.77	schedule turn off
9			447.34	502.82	70.49	1,063.87		1,020.65	
10		Schedule turn off 6/13/23							

3GWSC PAST DUE/TURN OFF LIST JUNE 2023